

Parts List-A

TYPE
WTF + WTH #3
WHEEL TANDEM

Ref. No.	DESCRIPTION	Model 2824	Model 3224	Model 3624	Model 4024
Part No.		Part No.	Part No.	Part No.	Part No.
Req.		Req.	Req.	Req.	Req.
1	Assy. Hitch Swivel	1459	1459	1459	1459
2	Collar - Swivel Shaft	6423	6423	6423	6423
3	Cap Screw 3/4" x 4" USS	10104	10104	10104	10104
	Lock Washer 3/4"	10002	10002	10002	10002
4	Hex Nut 3/4" USS	10143	10143	10143	10143
5	Assy. Pull Tongue	1468	1468	1468	1468
	Tongue Pivot Pin	5396	5396	5396	5396
	Cotter Pin 1/4" x 1 1/2"	10075	10075	10075	10075
6	Machine Bolt 1" x 3 1/2" USS	10373	10373	10373	10373
	Lock Washer 1"	11027	11027	11027	11027
	Hex Nut 1" USS	11026	11026	11026	11026
7	Assy. Housing Spring	1165	1165	1479	1479
8	Assy. Cap -	1166	1166	1166	1166
	Grease Fitting	10606	10606	10606	10606
9	Assy. Piston Rod	1167	1167	1167	1167
10	Rod Stub Threaded	5403	5403	5403	5403
	Spring	10308	10308	10308	10308
	Spring	10460	10460	10460	10460
12	Assy. Adjusting Nut	1168	1168	1168	1168
	Hyd. Cyl. Brkt.	1460	1460	1460	1460
13	Rivet 3/4" x 3"	10052	10052	10052	10052
	Cotter Pin 1/4" x 1 1/2"	10075	10075	10075	10075
	Assy. Hose Holder	102	102	102	102
	Cotter Pin 1/4" x 1 1/2"	10075	10075	10075	10075
14	Pivot Pin	6388	6388	6388	6388
	Cotter Pin 1/4" x 2"	10087	10087	10087	10087
15	Assy. Main Frame	1461	1461	1480	1480
16	Assy. Front Bar	1171	1171	1481	1481
16A	Assy. Rear Bar	1342	1342	1482	1482
17	Assy. Side Bar	1173	1173	1483 RH	1483 RH
17-A	Assy. Side Bar	1173	1173	1484 LH	1484 LH
19	Shim	5429	5429	5429	5429
20	Assy. Gang Frame Front	1346	1177	1507	1509
21	Assy. Gang Frame Rear	1348	1178	1508	1510
	Carr. Bolt 7/8" x 5 1/2" USS	10370	10370	10370	10370
	Lock Washer 7/8"	10035	10035	10035	10035
22	Hex Nut 7/8" USS	10148	10148	10148	10148
22	Assy. Rockshaft	1174	1174	1485	1485
23	Assy. Rockshaft Bearing Strap	1239	1239	1486	1486
24	Base - Rockshaft Bearing	5670	5670	6481	6481
	Carr. Bolt 5/8" x 4 1/2" USS	10341	10341	10341	10341
	Lock Washer 5/8"	10010	10010	10010	10010
	Hex Nut 5/8" USS	11029	11029	11029	11029
	Assy. Wheel Support	1175	1175	1475	1475
	Machine Bolt 1" x 3" USS	11025	11025	11025	11025
	Lock Washer 1"	11027	11027	11027	11027
	Hex Nut 1" USS	11026	11026	11026	11026
27	Assy. Bearing Support Bracket	1605	1605	1605	1605
28	Pivot Plate - Upper	5638	5638	5638	5638
29	Assy. Bearing Support Bracket	1606	1606	1606	1606
30	Clamp Plate - Upper	5448	5448	5448	5448
30A	Assy. Bearing Support Bracket	1344	1344	1344	1344
	Carr. Bolt 5/8" x 5 1/2" USS	10340	10340	10340	10340
	Carr. Bolt 5/8" x 5" USS	10130	10130	10130	10130
	Lock Washer 5/8" (Plated)	11002	11002	11002	11002
	Hex Nut 5/8" USS (Plated)	10139	10139	10139	10139
31	Assy. Transport Bar	1443	1443	1443	1443
	Rivet 3/4" x 2 1/2"	10019	10019	10019	10019

MCO-WTF

WHEN ORDERING PARTS
PLEASE SPECIFY
TYPE, MODEL SERIAL NO.

Ref. No.	DESCRIPTION	Model 2824	Model 3224	Model 3624	Model 4024
No. Part		No. Part	No. Part	No. Part	No. Part
Req. Number		Req. Number	Req. Number	Req. Number	Req. Number
1	Rivet 3/8" x 3"	10052	10052	10052	10052
2	Cotter Pin 1/4" x 1 1/2"	10075	10075	10075	10075
32	Scrapers Bar	6005	5475	5608	5609
33	Scrapers Bar Mount - Front	6006	2	1511	1511
33	Assy. Bracket Scrapers Mount	1446	1446	1446	1446
33	Carriage Bolt 5/8" x 1 3/4" USS (Plated)	10135	10135	10135	10135
33	Carriage Bolt 5/8" x 5" USS (Plated)	10130	10130	10130	10130
33	Lock Washer 5/8" (Plated)	11002	11002	11002	11002
33	Hex Nut 5/8" USS (Plated)	10139	10139	10139	10139
72	Assy. Scrapers Standard RH	1194	1194	1194	1194
10	Assy. Scrapers Standard LH	1195	1195	1195	1195
10	Assy. Scrapers Special RH	1196	1196	1196	1196
8	Assy. Scrapers Special LH	1197	1197	1197	1197
8	Carriage Bolt 7/16" x 1 1/2" USS	10068	10068	10068	10068
72	Lock Washer 7/16"	10619	10619	10619	10619
72	Hex Nut 7/16" USS	10618	10618	10618	10618
48	Bearing Housing Support (Front Half) PP	6397	6397	6397	6397
49	Bearing Housing Support (Rear Half) PP	6398	6398	6398	6398
49	Carriage Bolt 3/4" x 3" SAE HT	10579	10579	10579	10579
50	Lock Washer 3/4"	10002	10002	10002	10002
50	Hex Nut 3/4" SAE CH	10585	10585	10585	10585
50	Hub	10254	10254	10254	10254
50	Wheel - Drop Center 15"	10265	10265	10265	10265
2	Grease Seal	10256	10256	10256	10256
53	Cup Inner	10257	10257	10257	10257
53	Cup Outer	10261	10261	10261	10261
54	Cone Inner	10258	10258	10258	10258
54	Cone Outer	10262	10262	10262	10262
55	Spindle Washer	10263	10263	10263	10263
57	Nut-Spindle	10264	10264	10264	10264
58	Cotter Pin	10291	10291	10291	10291
59	Hub Cap	10242	10242	10242	10242
60	Hub Bolt	10259	10259	10259	10259
60A	Hub Nut	10259	10259	10259	10259
35	Gang Bolt 1 1/2" Sq.	10489	10489	10489	10489
35	Gang Bolt 1 1/2" Sq.	10489	10489	10489	10489
35	Gang Bolt 1 1/2" Sq.	10489	10489	10489	10489
36	Bumper Washer	2386	2386	2386	2386
37	Blade 24" C.O. #2 + 55	3250	3250	3250	3250
37A	Blade 16" Back Up	3055	3055	3055	3055
38	End Bell - Small	3055	3055	3055	3055
39	Bearing Housing	G2668	G2668	G2668	G2668
40	Bearing W/21PP3	G11071	G11071	G11071	G11071
41	Ring Retainer	11064	11064	11064	11064
42	End Bell - Large	5484	5484	5484	5484
43	Assy. Spacer Spool	545	545	545	545
46	Nut - Gang Bolt 1 1/2" SAE 12 THD. CH	10489	10489	10489	10489
46	Grease Fitting	10606	10606	10606	10606
44*	Assy. End Gang Washer (Not Shown)	12224	12224	12224	12224
44*	End Gang Washer Lock Plate	5622	5622	5622	5622
44*	Carriage Bolt 7/16" x 1 1/2" USS	10068	10068	10068	10068
44*	Lock Washer 7/16"	10619	10619	10619	10619
44*	Hex Nut 7/16" USS	10618	10618	10618	10618

Photo Incorrectly Shown

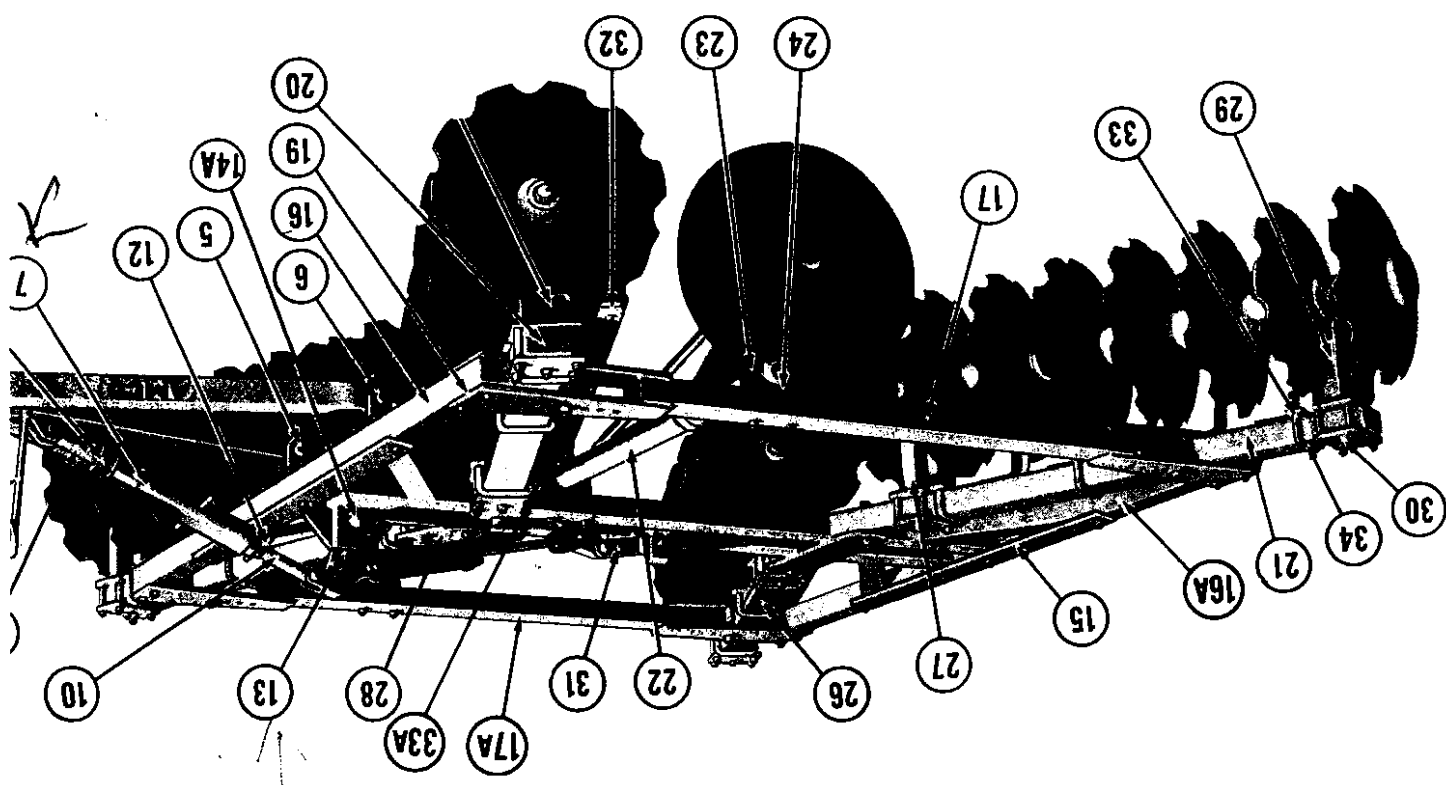
ALEXANDER MANUFACTURING COMPANY

NO. 1 AMCO DRIVE

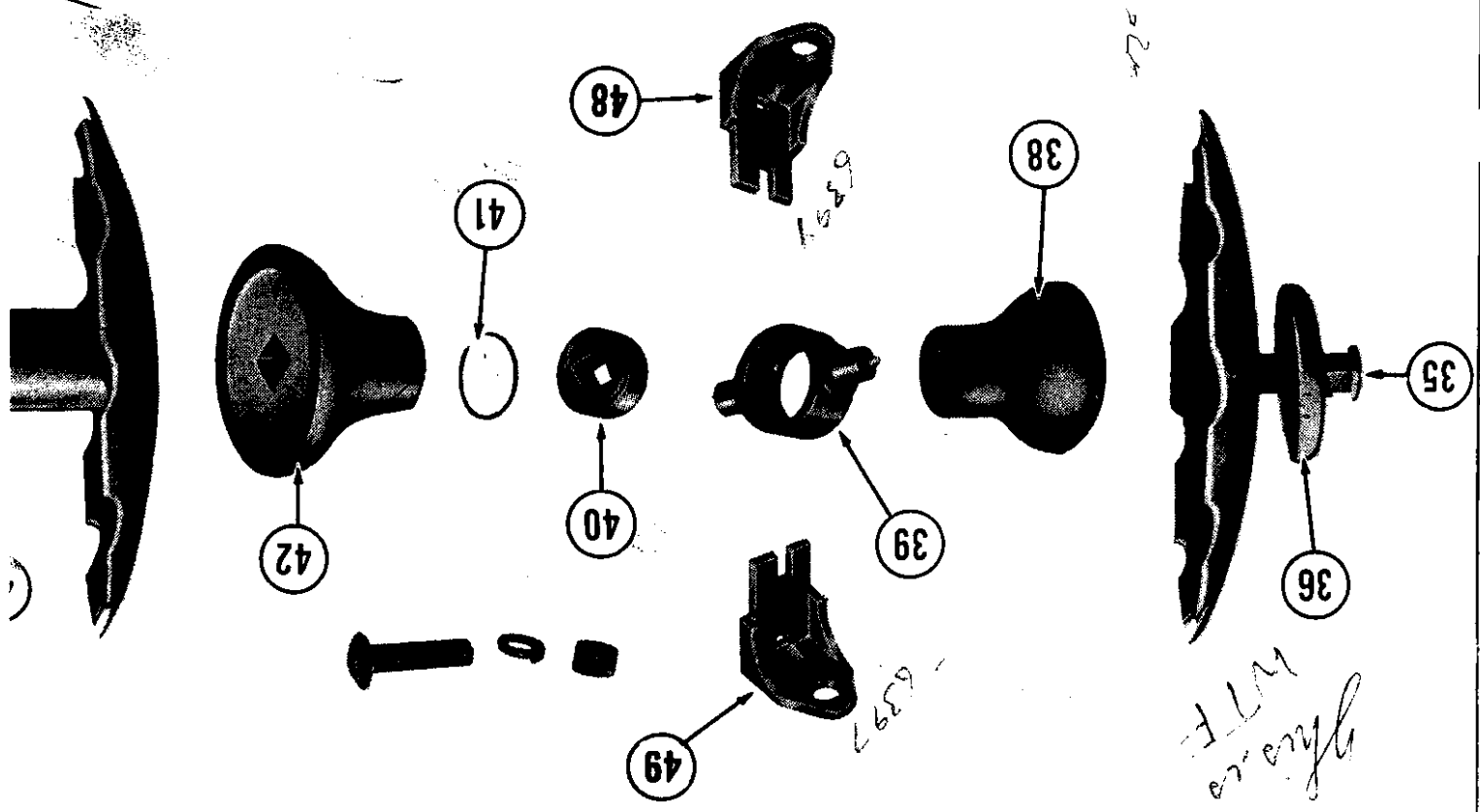
PHONE (601) 746-4464

YAZOO CITY, MISSISSIPPI 39194

MICO LITHO



WHE **AMGO** **PARTS LIST**



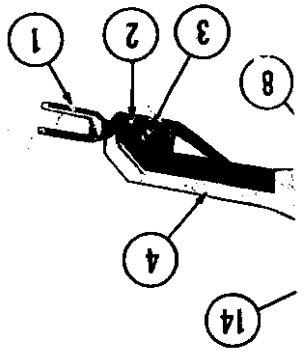
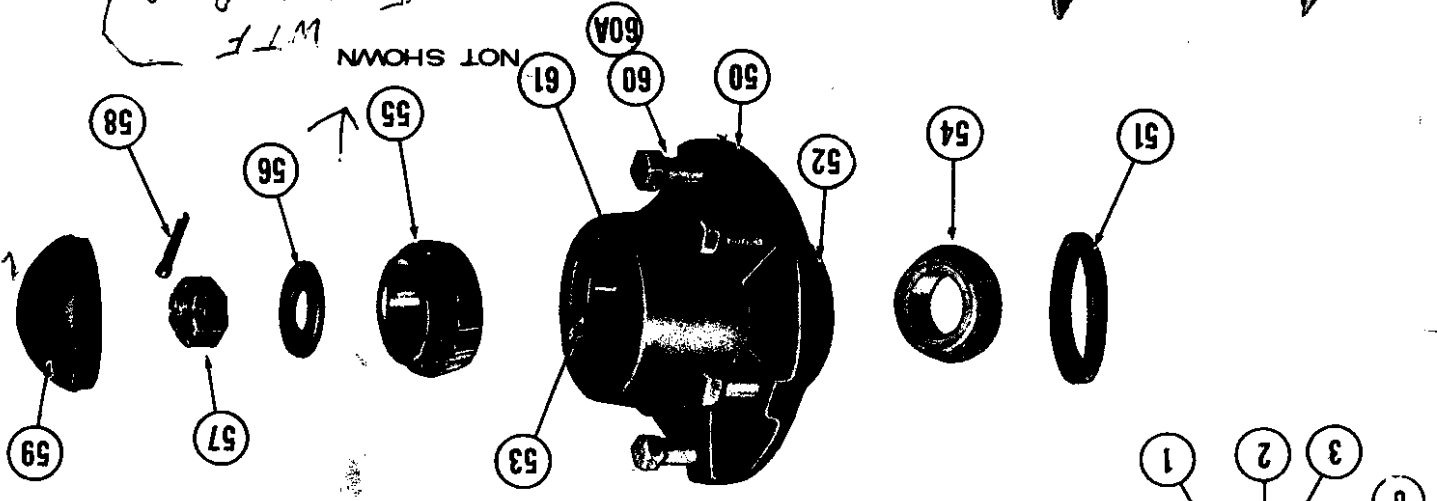
WHEN ORDERING PARTS
PLEASE SPECIFY
TYPE, MODEL, SERIAL NO.

Angle wheel
#10251 Angle wheel hub-
10256 Axle
10259 Cup
10258 Bearing
10261 Cup
10262 Bearing
10242 Cap

Steel wheel

for steel wheel
use #10351 Hub-
use #10351 Bearing
use #10351 Cup
use #10351 Bearing
use #10351 Cup
use #10351 Bearing
use #10351 Cup
use #10351 Bearing
use #10351 Cup

NOT SHOWN
WTF



L. TANDEM WTF

Follow Instructions For Ordering Parts On:

MODEL WTF3

Ref. No.	17	Right Hand No. 1173
	17-A	Left Hand No. 1172
	22	Rockshaft No. 1562
	27	Bearing Support Bracket No. 1858
	28	Pivot Plate, Upper No. 7671
	30-A	Bearing Support Bracket No. 1607
	35	Add the letter "A" to end of Number (example No. 5623-A)
	36	Add the letter "A" to end of Number (example No. 2386-A)
		Assy. Wheel Support 28 & 32 Blade Model No. 1475
		ALL MODELS - 4 EACH REQUIRED
	50	Hub No. 10581
	51	Wheel No. 10025
	51	Grease Seal No. 10582
	52	Cup Inner No. 10352
	53	Cup Outer No. 10293
	54	Cone Inner No. 10353
	55	Cone Outer No. 10295
	59	Hub Cap No. 10356
	60	Hub Bolt No. 10354
	60-A	Hub Nut No. 11046

Check in contact
4068
368