


PARTS LIST

OPERATIONS—ASSEMBLY—MAINTENANCE



MODEL LFD₃ — LFC ALL PURPOSE

"THREE POINT HITCH DISC"



AMCO Division of Dynamics Corporation of America 



POST OFFICE BOX 107 — YAZOO CITY, MISSISSIPPI 39194 USA — PHONE (601) 746-4464

SAFETY FIRST —

A special reminder to our customers and dealers. This equipment like all others of its kind is dangerous. Please stay clear of the cutting blades while in operation. We want to serve your farming needs for a long and accident free time.

ASSEMBLY —

Place the main frame assembly on blocks high enough to place the blades underneath. Align the bearing riser top plate holes to the holes in the gang rails. Using the "U" bolts and cap screw furnished, tighten all bolts securely and you are ready to go to the field.

OPERATION —

This model is designed to do light discing. You will get top performance using tractors with thirty (30) to forty-five (45) draw bar horsepower. To set cutting angle simply pull the two set pins and move forward or backwards which ever desired.

For putting into Bush & Bog position remove two bolts that connect the front and rear main frame fold the back portion over and it is ready to use.

MAINTENANCE —

At the end of each season check these points:

1. Bearings
2. Bolts
3. Blades
4. Three Point Hitch

If any of these parts need replacing do it at the end of the season and be ready for a prosperous year to come.



TO OUR CUSTOMERS:

AMCO WOULD LIKE TO THANK YOU FOR BUYING OUR MODEL LFD3 ALL PURPOSE DISCING HARROW. THIS HARROW WAS DESIGNED FOR THE FARMER WHO DEMANDS SUPERIOR PERFORMANCE AND DEPENDABILITY IN A PIECE OF FARM EQUIPMENT. AS IN ALL EQUIPMENT, CARE SHOULD BE TAKEN TO SEE THAT THIS MACHINE IS NOT ABUSED. ABUSE CAN DAMAGE YOUR DISC HARROW AND TRACTOR. PLEASE READ MANUAL OF OPERATIONS FOR YOUR BENEFIT.

PARTS LIST - LFD₃ - LFC

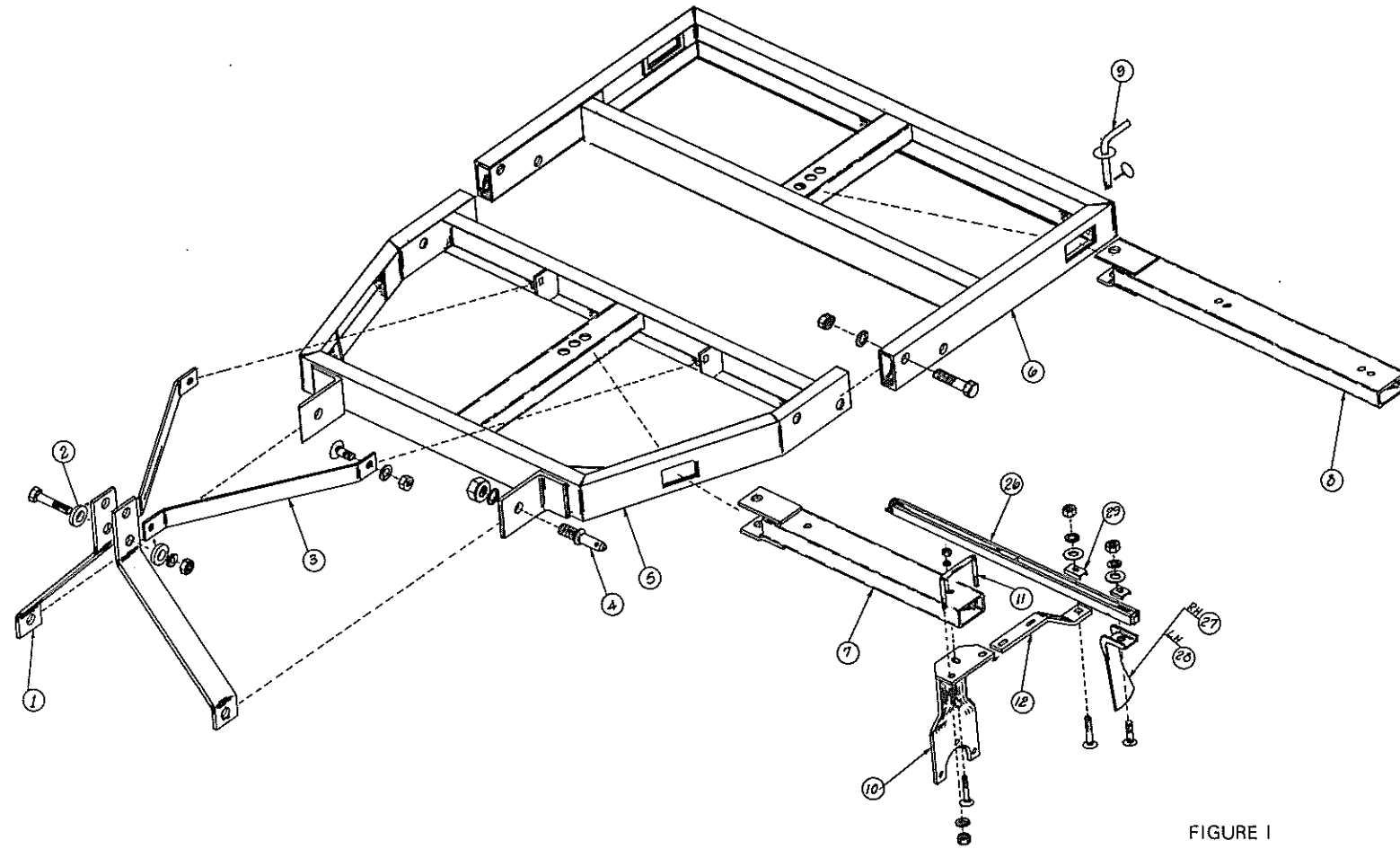


FIGURE I

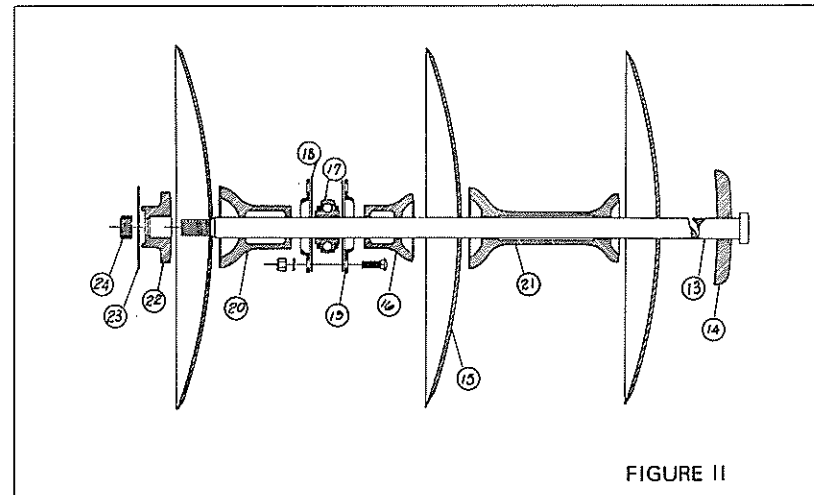


FIGURE II

—IMPORTANT—
WHEN ORDERING PARTS
PLEASE SPECIFY
TYPE—MODEL—SERIAL NO.



NO. 1 AMCO DRIVE

YAZOO CITY, MISSISSIPPI 39194, U. S. A.

TEL. (601) 746-4464

Mijo Litho.

42871

Ref. No.	Description	MODEL LFD ₃ 1620 B		MODEL LFD ₃ 2020 B		MODEL LFC 2020 B	
		Part No.	Qty. Req.	Part No.	Qty. Req.	Part No.	Qty. Req.
1	LEG "A" FRAME	8783	2	8783	2	8783	2
2	SPACER WASHER	2002	2	2002	2	2002	2
	Machine Bolt 3/4 x 4 NC (Plated)	10065	1	10065	1	10065	1
	Lock Washer 3/4 (Plated)	10061	1	10061	1	10061	1
	Hex Nut 3/4 NC (Plated)	10072	1	10072	1	10072	1
3	BRACE "A" FRAME	8784	2	8784	2	8784	2
	Carriage Bolt 5/8 x 1 1/2 NC (Plated)	10680	2	10680	2	10680	2
	Lock Washer 5/8 (Plated)	11002	2	11002	2	11002	2
	Hex Nut 5/8 NC (Plated)	10139	2	10139	2	10139	2
4	LINK PIN 7/8 NF	10339	2	10339	2	10339	2
x	Lock Washer 7/8" (Plated)	10391	2	10391	2	10391	2
	Hex Nut 7/8 NF (Plated)	10406	2	10406	2	10406	2
5	FRONT MAIN FRAME	0296	1	0296	1	0296	1
6	REAR MAIN FRAME	0297	1	0297	1	0297	1
	Machine Bolt 3/4 x 4 1/2 NC (Plated)	10701	4	10701	4	10701	4
	Lock Washer 3/4 (Plated)	10061	4	10061	4	10061	4
	Hex Nut 3/4 NC (Plated)	10072	4	10072	4	10072	4
7	GANG FRAME—FRONT	0298	2	0342	2	0344	2
8	GANG FRAME—REAR	0299	2	0343	2	0345	2
9	SET PIN	0341	2	0341	2	0341	2
	Cotter Pin 1/4 x 1 1/2	10075	2	10075	2	10075	2
10	BEARING RISER	0300	8	0300	8	0300	8
	Carriage Bolt 7/16 x 3 NC	10827	8	10827	8	10827	8
	Lock Washer 7/16 (Plated)	10619	8	10619	8	10619	8
	Hex Nut 7/16 NC (Plated)	10618	8	10618	8	10618	8
11	"U" Bolt	8792	8	8792	8	8792	8
	Lock Washer 5/8 (Plated)	11002	16	11002	16	11002	16
	Hex Nut 5/8 NC (Plated)	10139	16	10139	16	10139	16
12	SCRAPER BAR MOUNT	8785	8	8785	8	8785	8
13	GANG BOLT (31-3/4" Lg. 4 Blade)	2033	4				
13	GANG BOLT (40-1/2" Lg. 5 Blade)			2118	4		
13	GANG BOLT (32-3/4" Lg. 5 Blade)					5192	4
14	BUMPER WASHER	3412	4	3412	4	3412	4
15	BLADE 20" Cut Out	2122	16	2122	20	2122	20
16	END BELL—SMALL	8907	8	8907	8	8907	8
17	BEARING (W208PP85)	10272	8	10272	8	10272	8
18	SHIM	8687	16	8687	16	8687	16
19	FLANGETTE (80MSA)	10273	16	10273	16	10273	16
20	END BELL—LARGE	8908	8	8908	8	8909	8
21	SPACER SPOOL	3408	4	3408	8	2854	8
22	END GANG WASHER	2030	4	2030	4	2030	4
23	LOCK PLATE	2116	4	2116	4	2116	4
24	NUT—GANG BOLT 1-1/8" Heavy	11035	4	11035	4	11035	4
	Carriage Bolt 7/16 x 1 1/4 NC (Plated)	10274	24	10274	24	10274	24
	Carriage Bolt 7/16 x 1 NC	10599	8	10599	8	10599	8
	Lock Washer 7/16 (Plated)	10619	32	10619	32	10619	32
	Hex Nut 7/16 NC (Plated)	10618	32	10618	32	10618	32
"SCRAPERS OPTIONAL PARTS"							
26	SCRAPER BAR	0178	4	0244	4	0178	4
27	SCRAPER RH	10243	16	10243	20	10243	20
28	SCRAPER LH	10244	16	10244	20	10244	20
29	RAIL CAP	10247	8	10247	8	10247	8
	Carriage Bolt 7/16 x 2 NC (Plated)	10249	24	10249	28	10249	28
	Cut Washer 7/16	10013	24	10013	28	10013	28
	Lock Washer 7/16 (Plated)	10619	24	10619	28	10619	28
	Hex Nut 7/16 NC (Plated)	10618	24	10618	28	10618	28