


TOUGH TILLAGE TOOLS



Amco

**IMPLEMENT
PRICE LIST
EFFECTIVE
JANUARY 1, 1997**

TABLE OF CONTENTS

OFFSETS

MODEL NO.	PAGE NO.
C41, D41	1 — 2
F41, J41	3 — 4
14B, 185 (9" Spacing)	5
14B, 185 (10½" Spacing)	6
I16	7
F42, J42	8 — 9
J43, J44	10 — 11
R400	12
G2	13

DOUBLE OFFSET TANDEM

F15B (16'6" — 24') and Options	14
F15 (27' and 30') and Options	15
F15 (34'6" and 39') and Options	16
F15 Extra Heavy Duty Scrapers	17
F17B (9'3" — 15'0")	18
LTF 100	18A
F17B Extra Heavy Duty Scrapers	19

TANDEM

HD21B	20
D21B	21

SPECIAL EQUIPMENT

MODEL NO.	PAGE NO.
Terracing Plow	22
Hydraulic Levee Plow	23
Manual Levee Plow	24
AMCO Ditcher	25 — 26

HIPPER AND TOOL BAR EQUIPMENT

Bedding Hipper (1-1/8 axle)	27 — 28
Hydraulic Folding Hippers (1-1/8 axle)	29
Bedding Hipper (Rigid) (1-1/2 axle)	30
Hydraulic Folding Hipper (1-1/2 axle)	31
Bedding Hipper A-Frames, Gangs, Gang Frame, Scrapers, Depth Gauge Wheels	32
Ripper Hipper, Ripper, and Options (1-1/8 axle)	33 — 34
Ripper Hipper (1-1/2 axle)	35
Hydraulic Row Marker	36
Water Furrow Plow	36
Bed Finisher (Three Point Lift)	37

AMCO PL Effective January 1, 1997

F.O.B. Yazoo City, Mississippi

SPECIFICATIONS AND PRICES SUBJECT TO CHANGE WITHOUT NOTICE

Amco

AMCO MANUFACTURING, INC.
800 South Industrial Parkway — P. O. Box 1107 — (601) 746-4464
Yazoo City, Mississippi 39194 U.S.A.
Wats No. 800-746-9022 — Fax No. (601) 746-6825

All F15 Series:

22" x .256 Serriator blades in lieu of	Add	\$17.83
24" x .256 Serriator blades in lieu of	Add	29.85
26" x 5/16" Serriator blades in lieu of	Add	50.78

All F41 Series:

22" x .256 Serriator blades in lieu of	Add	\$16.75
24" x .256 Serriator blades in lieu of	Add	28.78
26" x 5/16" Serriator blades in lieu of	Add	49.70

All J41 Series:

22" x .256 Serriator blades in lieu of	Add	\$ 7.25
24" x .256 Serriator blades in lieu of	Add	19.28
26" x 5/16" Serriator blades in lieu of	Add	40.20

All 148 - 185 Series:

24" x .256 Serriator blades in lieu of	Add	\$20.25
26" x 5/16" Serriator blades in lieu of	Add	41.18

All J16, F42, J42, J43, J44 Series:

24" x .256 Serriator blades in lieu of	Add	\$13.40
26" x 5/16" Serriator blades in lieu of	Add	34.32

Grease Fitting Guards & Wear Guards Huval Special

#20579

Grease Fitting Guard
Trunnion Clamp w/Pipe Welded

In Lieu of List	In lieu of Cost	Std. List	Std. Cost
\$ 3.13	\$1.25	\$6.30	\$1.65

#102489

Wear Guard w/9628 (1-1/2) Trunnion Clamp

In Lieu of List	In lieu of Cost	Std. List	Std. Cost
\$ 3.35	\$1.34	\$6.55	\$1.74

#102541

Wear Guard w/9981 (1-5/8) Trunnion Clamp

In Lieu of List	In lieu of Cost	Std. List	Std. Cost
\$ 3.27	\$1.31	\$6.66	\$1.77

Huval Special \$17.53 per blade for J44 Scrapers

WHEEL OFFSET HARROWS

MODEL "C41"

7" Spacing

STANDARD SPECIFICATIONS

AXLES: 1-1/8" square, high carbon cold rolled steel BLADES: 20" x 7 Ga. plain with diminishing leveling blades SCRAPER: High carbon steel blades on 1/2" x 1-1/2" shanks, mounted on 2 x 2 angle iron	TONGUE: Adjustable GANG ANGLE: 17° to 23° front and rear BEARINGS: Regreaseable triple sealed gang bearings WHEELS: Two 14" — 6 hole TRANSPORT WIDTH: Cutting width plus 6"
--	--

MODEL NO.	Cutting Width	No. of Discs	No. of Bearings	Approximate Drawbar HP Required	Approximate Weight lbs.	Factory List Price
C41-2020	6'0"	20	6	25 — 40	1665	\$ 3,655.00
C41-2220	6'7"	22	6	30 — 45	1750	3,793.00
C41-2420	7'2"	24	6	35 — 50	1900	3,932.00
C41-2620	7'9"	26	6	40 — 55	2050	4,071.00
OPTIONAL EQUIPMENT						
BH-20-0001	Tongue Jack				Add 12	Add 53.70
BH-01-0030	Hose Holder				Add 5	Add 20.70
AG-20-0009	Hose Kit				Add 15	Add 86.90
AB-01-0005	Ratchet Jack				Add 14	Add 64.90
BH-20-0002	Hydraulic Cylinder (3 x 8) W/Stroke Control				Add 28	Add 163.25
AB-01-0006	Feathering Blade				Add 28	Add 124.20
	20" x 7 Ga. cutout blades in lieu of 20" x 7 Ga. plain				Del 2 ea.	Add 1.25 ea.
	22" x 7 Ga. cutout blades in lieu of 20" x 7 Ga. plain				Add 1 ea.	Add 6.75 ea.
	22" x 7 Ga. plain blades in lieu of 20" x 7 Ga. plain				Add 2 ea.	Add 5.50 ea.
	22" x 1/4" (6mm) cutout blades in lieu of 20" x 7 Ga. plain				Add 8 ea.	Add 19.65 ea.
	22" x 1/4" (6mm) plain blades in lieu of 20" x 7 Ga. plain				Add 10 ea.	Add 18.35 ea.
RECOMMENDED TIRE SIZE						
	9.5L x 14 8-ply Tubeless Tire				Add 27	PRICE UPON REQUEST

AMCO Pl. Effective January 1, 1997

F.O.B. Yazoo City, Mississippi

SPECIFICATIONS AND PRICES SUBJECT TO CHANGE WITHOUT NOTICE



MANUFACTURING, INC.

800 South Industrial Parkway
Yazoo City, Mississippi 39194 / (601) 746-4464

WHEEL OFFSET HARROWS

3

MODEL "F41"

9" Spacing

(General Purpose)

STANDARD SPECIFICATIONS

(Metrics in Parentheses)

AXLES: 1-1/2" (38mm) square, high carbon cold rolled steel	BEARINGS: Protect-O-Shield, heavy duty 1-1/2" (38mm) square bore greasable ball type, toggle mounted
BLADES: 22" x 3/16" cutout with back up disc behind right front blade.	SPACING: 9 inches (229mm)
SCRAPERS: Heavy duty high carbon steel blades on 1/2" x 1-1/2" (12.7mm x 38mm) shanks mounted on 2" x 2" x 3/8" (51mm x 51mm x 10mm) angle iron scraper bars.	WHEELS: Two 15 x 6 with 6 bolt hubs
TONGUE: Adjustable, with tongue jack	WRENCHES: One for gang bolts
GANG ANGLE: 17° to 23° front and rear	WEIGHT: 108 to 134 lbs. per blade (49 to 61 kg. per blade). 288 to 357 lbs. per foot (429 to 531 kg. per meter.)
	TRANSPORT WIDTH: Cutting width plus 6" (2m) plus additional 10" (0.3m) with feathering blades.

MODEL NO.	Cutting Width	No. of Discs	No. of Bearings	Approximate Drawbar HP Required (hp)	Approximate Weight (kg)	Suggested List Price
F41-1822	6'9" (2.06m)	18	6	50-65 (37-48)	2194 (995)	\$ 4,998.00
F41-2022	7'6" (2.29m)	20	6	55-70 (41-52)	2321 (1053)	5,178.00
F41-2222	8'3" (2.51m)	22	8	60-75 (45-56)	2540 (1152)	5,734.00
F41-2422	9'0" (2.74m)	24	8	65-80 (48-60)	2648 (1201)	5,947.00
F41-2622	9'9" (3.00m)	26	8	70-85 (52-63)	2750 (1247)	6,158.00
F41-2822	10'6" (3.20m)	28	8	75-90 (56-67)	2958 (1342)	6,465.00
OPTIONAL EQUIPMENT						
AB-01-0002	Feathering blade with scraper for rear gang			Add 26 (12)	Add 135.20	
	22" x 3/16" plain blades in lieu of standard			Add 1.0 (.45) ea.	Ded 1.00 ea.	
	22" x 1/4" (6mm) cutout blades in lieu of standard			Add 6.4 (2.9) ea.	Add 9.00 ea.	
	22" x 1/4" (6mm) plain blades in lieu of standard			Add 7.7 (3.5) ea.	Add 7.70 ea.	
	24" x 3/16" cutout blades in lieu of standard			Add 5.0 (2.3) ea.	Add 9.70 ea.	
	24" x 3/16" plain blades in lieu of standard			Add 6.3 (2.9) ea.	Add 8.75 ea.	
	24" x 1/4" (6mm) cutout blades in lieu of standard			Add 13.3 (6.0) ea.	Add 18.60 ea.	
	24" x 1/4" (6mm) plain blades in lieu of standard			Add 15.0 (6.8) ea.	Add 17.45 ea.	
BD-20-0003	4" x 8" Hydraulic Cylinder (3000 PSI)			Add 47.0 (21.3)	Add 321.00	
AG-20-0009	Hose Bundle (Tractor)			Add 15.0 (6.8)	Add 86.90	
RECOMMENDED TIRE SIZE						
6.70 x 15 or 9.5L x 15 Tires, 6 or 8 Ply						

AMCO PL. Effective January 1, 1997

F.O.B. Yazoo City, Mississippi

SPECIFICATIONS AND PRICES SUBJECT TO CHANGE WITHOUT NOTICE

Amco

MANUFACTURING, INC.

800 South Industrial Parkway
Yazoo City, Mississippi 39194 / (601) 746-4464

PRINTED IN USA

MUO-FORM NO. 1000

WHEEL OFFSET HARROWS

2

MODEL "D41"

9" Spacing

STANDARD SPECIFICATIONS

AXLES: 1-1/8" square, high carbon cold finished steel	TONGUE: Adjustable
BLADES: 22" x 7 Ga. Plain with diminishing leveling blades	GANG ANGLE: 17° to 23° front and rear
SCRAPER: High carbon steel blades on 1/2" x 1-1/2" shanks, mounted on 2 x 2 angle iron	BEARINGS: Regreaseable triple sealed gang bearings
	WHEELS: Two 14" - 6 hole
	TRANSPORT WIDTH: Cutting width plus 6"

MODEL NO.	Cutting Width	No. of Discs	No. of Bearings	Approximate Drawbar HP Required	Approximate Weight (Lbs.)	Factory List Price
D41-1422	6'0"	14	6	25 - 40	1765	\$ 3,550.00
D41-1822	6'9"	18	6	30 - 45	1850	3,712.00
D41-2022	7'6"	20	6	35 - 50	2000	3,876.00
D41-2222	8'3"	22	6	45 - 60	2150	4,046.00
D41-2422	9'0"	24	8	55 - 70	2300	4,455.00
OPTIONAL EQUIPMENT						
BH-20-0001	Tongue Jack			Add 12	Add 53.70	
BH-01-0030	Hose Holder			Add 5	Add 20.70	
AG-20-0009	Hose Kit			Add 15	Add 86.90	
AB-01-0005	Ratchet Jack			Add 14	Add 64.90	
BH-20-0002	Hydraulic Cylinder (3 x 8) W/Stroke Control			Add 28	Add 163.25	
AB-01-0006	Feathering Blade			Add 28	Add 124.20	
	20" x 7 Ga. cutout blades in lieu of 22" x 7 Ga. plain			Ded 4 ea.	Ded. 4.40 ea.	
	20" x 7 Ga. plain blades in lieu of 22" x 7 Ga. plain			Ded 3 ea.	Ded 4.80 ea.	
	22" x 7 Ga. cutout blades in lieu of 22" x 7 Ga. plain			Ded 1 ea.	Add 1.25 ea.	
	22" x 1/4" (6mm) cutout blades in lieu of 22" x 7 Ga. plain			Add 7 ea.	Add 14.35 ea.	
	22" x 1/4" (6mm) plain blades in lieu of 22" x 7 Ga. plain			Add 9 ea.	Add 13.05 ea.	
RECOMMENDED TIRE SIZE						
	9.5L x 14 8-ply Tubeless Tire			Add 27		PRICE UPON REQUEST

AMCO PL. Effective January 1, 1997

F.O.B. Yazoo City, Mississippi

SPECIFICATIONS AND PRICES SUBJECT TO CHANGE WITHOUT NOTICE

Amco

MANUFACTURING, INC.

800 South Industrial Parkway
Yazoo City, Mississippi 39194 / (601) 746-4464

PRINTED IN USA

MUO-FORM NO. 1000

WHEEL OFFSET HARROWS

5

9" Spacing

(Primary Tillage)

STANDARD SPECIFICATIONS

AXLES: 1-1/2" square high carbon cold rolled steel	BEARINGS: Protect-O-Shield, 1-1/2" square bore regreasable ball type, toggle mounted
BLADES: 24" x 3/16" plain with tapered leveling blades. 10" backup blade behind right front blade	WHEELS: 15 x 8 with heavy duty 6 bolt hubs
SCRAPERS: High carbon blades on 1/2" x 2" shank mounted to high carbon angle iron bars	WRENCHES: 2 for gang bolts
TONGUE: Adjustable, 81" long with tongue jack and reversible ductile iron clevis	WEIGHT: 139 — 188 lbs per blade 376 — 440 lbs per foot
GANG ANGLE: 15° to 23° Front & Rear	TRANSPORT WIDTH: Width of cut plus 12" plus additional 12" with feathering blade

MODEL NO.	Cutting Width	No. of Discs	No. of Bearings	No. of Wheels	Approximate Drawbar HP Required	Approximate Weight	Suggested List Price
48" MAIN FRAME							
148-006	8' 7"	22	8	2	70- 90	3420	\$ 7,111.00
148-010	9' 4"	24	8	2	75- 95	3550	7,374.00
148-014	10' 0"	26	8	2	80-100	3700	7,550.00
148-018	10' 6"	28	8	2	90-115	4010	7,890.00
148-026	12' 2"	32	8	2	100-130	4290	8,355.00
85" MAIN FRAME							
185-018	12'10"	34	11	4	110-140	5070	9,966.00
185-022	13' 7"	36	11	4	115-140	5390	10,234.00
185-026	14' 2"	38	11	4	120-150	5530	10,450.00
185-034*	15' 9"	42	12	4	130-165	6240	11,525.00
185-038*	16' 6"	44	12	4	140-180	6430	11,782.00
185-046*	17'10"	48	12	4	160-200	6710	12,204.00
*Equipped with Outtrigger Bars and Clamps							
OPTIONAL EQUIPMENT							
BD-20-0003	4" x 8" x 1-1/2" Hyd. cylinder with stroke control (3000 PSI)				Add 47	Add 321.00	
AG-20-0004	4" x 16" x 2" Hyd. cylinder for 185 Series (3000 PSI)				Add 56	Add 343.00	
AG-01-0003	Feathering blade with scraper for rear gang				Add 26	Add 119.00	
	Dual 15 x 8 wheels with 6 bolt hubs for 148 series installed at factory in lieu of single wheel				Add 80 ea.	Add 312.00 ea.	
	24" x 3/16" cutout blades in lieu of Std. 24"				Ded 1.3 ea.	Add 1.10 ea.	
	24" x 1/4" (6mm) plain blades in lieu of Std. 24"				Add 8 3/4 ea.	Add 8.70 ea.	
	24" x 1/4" (6mm) cutout blades in lieu of Std. 24"				Add 7 ea.	Add 9.90 ea.	
AG-20-0010	Hose Bundle (Tractor)				Add 20	Add 121.90	
RECOMMENDED TIRE SIZE							
9.5L x 15 Tires, 6 Ply							

AMCO PL Effective January 1, 1997

F.O.B. Yazoo City, Mississippi

SPECIFICATIONS AND PRICES SUBJECT TO CHANGE WITHOUT NOTICE

Amco

MANUFACTURING, INC.

800 South Industrial Parkway
Yazoo City, Mississippi 39194 / (601) 746-4464

WHEEL OFFSET HARROWS

4

MODEL "J41"

10-1/2" Spacing

(General Purpose)

STANDARD SPECIFICATIONS

(Metrics in Parentheses)

AXLES: 1-1/2" (38mm) square, high carbon cold rolled steel	BEARINGS: Protect-O-Shield, heavy duty 1-1/2" (38mm) square bore greasable ball type, toggle mounted.
BLADES: 24" x 3/16" cutout with back up disc behind right front blade.	SPACING: 10-1/2 Inches (267mm)
SCRAPERS: Spring steel scraper with a 3/8" x 2" heat treated spring steel shank and a 3/16" x 6-1/2" x 8" replacable high carbon steel scraper blade. Scraper bars are 3" x 2" x 3/8" apple iron.	WHEELS: Two 15 x 6 with 6 bolt hubs
TONGUE: Adjustable, with tongue jack	WRENCHES: One for gang bolts
GANG ANGLE: 17° to 23° front and rear	WEIGHT: 124 to 155 lbs. per blade (56 to 70 kg. per blade). 287 to 354 lbs. per foot (427 to 527 kg. per meter)
	TRANSPORT WIDTH: Cutting width plus 6" (2mm) plus additional 10" (0.3mm) with feathering blades.

MODEL NO.	Cutting Width	No. of Discs	No. of Bearings	Approximate Drawbar HP Required (kw)	Approximate Weight (kg.)	Suggested List Price
J41-1624	7' 0" (2.13m)	16	6	50-65 (37-48)	2340 (1061)	\$ 5,296.00
J41-1824	7'10" (2.39m)	18	6	55-70 (41-52)	2471 (1121)	5,412.00
J41-2024	8' 8" (2.64m)	20	6	60-75 (45-56)	2620 (1188)	5,720.00
J41-2224	9' 6" (2.90m)	22	8	65-80 (48-60)	2851 (1293)	6,295.00
J41-2424	10' 4" (3.15m)	24	8	70-85 (52-63)	2966 (1345)	6,549.00
OPTIONAL EQUIPMENT						
AB-01-0003	Feathering blade with scraper for rear gangs				Add 28 (13)	Add 142.00
	24" x 3/16" plain blades in lieu of standard				Add 1.3 (5.9) ea.	Ded 1.00 ea.
	24" x 1/4" (6mm) cutout blades in lieu of standard				Add 8.3 (3.8) ea.	Add 8.90 ea.
	24" x 1/4" (6mm) plain blades in lieu of standard				Add 10.0 (4.5) ea.	Add 7.75 ea.
	26" x 1/4" (6mm) cutout blades in lieu of standard				Add 13.7 (6.2) ea.	Add 20.95 ea.
	26" x 1/4" (6mm) plain blades in lieu of standard				Add 15.7 (7.1) ea.	Add 19.00 ea.
BD-20-0003	4" x 8" Hydraulic Cylinder (3000 PSI)				Add 47 (21.3)	Add 321.00
AG-20-0009	Hose Bundle (Tractor)				Add 15 (6.8)	Add 86.90
RECOMMENDED TIRE SIZE						
6.70 x 15 or 9.5L x 15 Tires, 6 or 8 Ply						

AMCO PL Effective January 1, 1997

F.O.B. Yazoo City, Mississippi

SPECIFICATIONS AND PRICES SUBJECT TO CHANGE WITHOUT NOTICE

Amco

MANUFACTURING, INC.

800 South Industrial Parkway
Yazoo City, Mississippi 39194 / (601) 746-4464

WHEEL OFFSET HARROWS

7

MODEL "J16" (EXTRA HEAVY DUTY)

10-1/2" Spacing
(Primary Tillage)

STANDARD SPECIFICATIONS

- AXLES:** 1-1/2" square, high carbon cold rolled steel.
- BLADES:** 24" x 1/4" (6mm) plain with diminishing leveling blades. Back up discs behind each blade.
- SCRAPERS:** Heavy duty high carbon steel blades on 1/2" x 2-1/2" shanks mounted on 2-1/2" x 2-1/2" tubular scraper bars.
- TONGUE:** Adjustable, 81" long with tongue jack and reversible ductile iron clevis.
- GANG ANGLE:** 15° to 23° front and rear
- BEARINGS:** Protect-O-Shield, extra heavy duty 2-11/16" bore greasable ball type, toggle mounted
- SPACING:** 10-1/2 Inches
- WHEELS:** Dual 15 x 8 with 6 bolt hubs
- WRENCHES:** 2 for gang bolts
- WEIGHT:** 204 to 219 lbs. per blade
469 to 502 lbs. per foot
- TRANSPORT WIDTH:** Cutting width plus 12" plus additional 12" with feathering blades

MODEL NO.	Cutting Width	No. of Discs	No. of Bearings	Approximate Drawbar HP Required	Approximate Weight	Suggested List Price
48" MAIN FRAME						
J16-1824	7' 10"	18	6	70- 85	3860	\$ 8,225.00
J16-2024	8' 8"	20	6	75- 95	4060	8,553.00
J16-2224	9' 6"	22	7	80-110	4380	9,194.00
J16-2424	10' 4"	24	8	90-120	4810	9,932.00
J16-2624	11' 2"	26	9	100-130	5100	10,510.00
85" MAIN FRAME						
J16-2824	12' 0"	28	8	120-160	5820	11,388.00
J16-3224	13' 8"	32	10	130-170	6420	12,560.00
*J16-3624	15' 4"	36	12	140-180	7420	14,299.00
*J16-4024	17' 0"	40	12	160-200	7880	14,935.00
*Equipped with auxiliary frame and clamps						
OPTIONAL EQUIPMENT						
BD-20-0003	4" x 8" x 1 1/2" hydraulic cylinder with stroke control (3000 PSI)			Add 47	Add 47	Add 321.00
AG-20-0004	4" x 16" x 2" hydraulic cylinder for 85" frame (3000 PSI)			Add 56	Add 56	Add 343.00
AN-01-0001	Feathering blade with scraper for rear gang			Add 26	Add 26	Add 147.00
AN-20-0001	15 x 10 wheels in lieu of 15 x 8 wheels			Add 6 ea.	Add 6 ea.	Add 7.10 ea.
AG-20-0010	24" x 1/4" (6mm) cutout blades in lieu of standard 24" ...			Ded 1-1/4 ea.	Add 1.15 ea.	Add 1.15 ea.
	26" x 1/4" (6mm) plain blades in lieu of standard 24" ...			Add 5-3/4 ea.	Add 11.25 ea.	Add 11.25 ea.
	26" x 1/4" (6mm) cutout blades in lieu of standard 24" ...			Add 3-3/4 ea.	Add 13.25 ea.	Add 13.25 ea.
	Hose Bundle (Tractor)			Add 20	Add 20	Add 121.90
RECOMMENDED TIRE SIZE						
9.5L x 15 Tires, 6 Ply, on 15 x 8 Wheels						
11L x 15 Tires, 6 Ply, on 15 x 10 Wheels						

AMCO PL Effective January 1, 1997

F.O.B. Yazoo City, Mississippi

SPECIFICATIONS AND PRICES SUBJECT TO CHANGE WITHOUT NOTICE



800 South Industrial Parkway
Yazoo City, Mississippi 39194 / (601) 746-4464

WHEEL OFFSET HARROWS

6

10 1/2" Spacing (Primary Tillage)

STANDARD SPECIFICATIONS

- AXLES:** 1-1/2" square high carbon cold rolled steel
- BLADES:** 24" x 3/16" plain with tapered leveling blades. 10" backup blade behind right front blade
- SCRAPERS:** High carbon blades on 1/2" x 2" shank mounted to high carbon angle iron bars
- TONGUE:** Adjustable, 81" long with tongue jack and reversible ductile iron clevis
- GANG ANGLE:** 15° to 23° Front & Rear
- BEARINGS:** Protect-O-Shield, 1-1/2" square bore re-greasable ball type, toggle mounted
- SPACING:** 10-1/2 Inches
- WHEELS:** 15 x 8 with heavy duty 6 bolt hubs
- WRENCHES:** 2 for gang bolts
- WEIGHT:** 139 — 188 lbs per blade
359 — 434 lbs per foot
- TRANSPORT WIDTH:** Width of cut plus 12" plus additional 12" with feathering blade

MODEL NO.	Cutting Width	No. of Discs	No. of Bearings	No. of Wheels	Approximate Drawbar HP Required	Approximate Weight	Suggested List Price
48" MAIN FRAME							
148-001	8' 8"	20	6	2	70- 85	3240	\$ 6,683.00
148-009	10' 4"	24	8	2	75- 95	3840	7,805.00
148-017	12' 0"	28	8	2	90-120	4130	8,076.00
85" MAIN FRAME							
185-009	12' 10"	30	9	4	100-130	4990	9,174.00
185-013	13' 8"	32	9	4	110-140	5140	9,541.00
185-017	14' 6"	34	11	4	120-150	5400	10,186.00
185-025*	16' 2"	38	11	4	130-160	6130	11,162.00
185-033*	17' 10"	42	12	4	150-200	6520	11,868.00
*Equipped with Outrigger Bars and Clamps							
OPTIONAL EQUIPMENT							
BD-20-0003	4" x 8" x 1-1/2" Hyd. cylinder with stroke control (3000 PSI)				Add 47	Add 47	Add 321.00
AG-20-0004	4" x 16" x 2" Hyd. cylinder for 85" frame (3000 PSI)				Add 56	Add 56	Add 343.00
AG-01-0003	Feathering blade with scraper for rear gang				Add 26	Add 26	Add 119.00
AG-20-0010	Dual 15 x 8 wheels with 6 bolt hub for 148 Series installed at factory in lieu of single wheels				Add 80 ea.	Add 80 ea.	Add 312.00 ea.
	24" x 3/16" cutout blades in lieu of single wheels				Ded. 1.3 ea.	Add 1.10 ea.	Add 1.10 ea.
	24" x 1/4" (6mm) plain blades in lieu of Std. 24"				Add 8 3/4 ea.	Add 8.70 ea.	Add 8.70 ea.
	24" x 1/4" (6mm) cutout blades in lieu of Std. 24"				Add 7 ea.	Add 9.90 ea.	Add 9.90 ea.
	26" x 1/4" (6mm) plain blades in lieu of Std. 24"				Add 14 1/2 ea.	Add 19.95 ea.	Add 19.95 ea.
	26" x 1/4" (6mm) cutout blades in lieu of Std. 24"				Add 12 1/2 ea.	Add 21.90 ea.	Add 21.90 ea.
Hose Bundle (Tractor)				Add 20	Add 20	Add 121.90	
RECOMMENDED TIRE SIZE							
9.5L x 15 Tires, 6 Ply							

AMCO PL Effective January 1, 1997

F.O.B. Yazoo City, Mississippi

SPECIFICATIONS AND PRICES SUBJECT TO CHANGE WITHOUT NOTICE



800 South Industrial Parkway
Yazoo City, Mississippi 39194 / (601) 746-4464

WHEEL OFFSET HARROWS

9

MODEL "J42" (HEAVY DUTY)

10-1/2" Spacing
(Primary Tillage)

STANDARD SPECIFICATIONS

(Metrics in Parentheses)

AXLES: 1-1/2" (38mm) square, high carbon cold rolled steel	BEARINGS: Protect-O-Shield, heavy duty 1-1/2" (38mm) square bore greasable ball type, toggle mounted
BLADES: 24" x 1/4" (6mm) plain with diminishing leveling blades. Back up disc behind right front blade	SPACING: 10-1/2" (267mm)
SCRAPERS: Heavy duty high carbon steel blades on 3/8" x 2" (10mm x 51mm) spring steel shanks, mounted on 3" x 2" x 3/8" angle iron scraper bar	WHEELS: Dual 15 x 8 with 6 bolt hubs
TONGUE: Adjustable, 88-1/2" (2.25m) long with tongue jack and reversible ductile iron clevis	WRENCHES: 2 for gang bolts
GANG ANGLE: 17° to 25° front to rear	WEIGHT: 179 to 208 lbs. per blade (81 to 94 kg. per blade) 422 to 480 lbs. per foot (628 to 714 kg. per meter)
BEARING RISER: Fabricated steel, 16-3/4" high	TRANSPORT WIDTH: Cutting width plus 12" (0.30m) plus additional 12" (0.30m) with feathering blades.
	HYDRAULIC CYLINDERS: 4" x 8" x 1-1/2" with stroke control on 50" (1.27m) main frame, 4" x 16" x 2" on 86" (2.18m) main frame (each 3000 PSI)

MODEL NO.	Cutting Width	No. of Discs	No. of Bearings	Approximate Drawbar HP Required h.p. (kw)	Approximate Weight lbs. (kg.)	Suggested List Price
50" (1.27m) MAIN FRAME						
J42-2024	8'8" (2.64m)	20	6	75-95 (56-71)	3803 (1725)	\$ 8,112.00
J42-2424	10'4" (3.15m)	24	8	90-120 (67-89)	4477 (2031)	9,293.00
J42-2824	12'0" (3.66m)	28	10	100-130 (75-97)	4897 (2221)	10,083.00
86" (2.18m) MAIN FRAME						
J42B-2824	12'0" (3.66m)	28	10	110-140 (82-104)	5923 (2687)	11,786.00
J42-3224	13'8" (4.17m)	32	12	125-150 (93-112)	6415 (2910)	12,412.00
J42-3624	15'4" (4.67m)	36	12	140-175 (104-130)	6767 (3070)	13,011.00
*J42-4024	17'0" (5.18m)	40	12	160-190 (119-142)	7549 (3424)	14,073.00
*J42-4424	18'8" (5.69m)	44	16	175-205 (130-153)	8141 (3693)	15,335.00
*Equipped with auxiliary frames and clamps						
OPTIONAL EQUIPMENT						
AB-01-0003	Feathering blade with scraper for rear gang			Add 31 (14)	Add 142.00	
AG-20-0010	Hose set with one 1/2" x 15" (13mm x 4.57m) and one 1/2" x 16" (13mm x 4.88m) hose			Add 17 (8)	Add 121.90	
AN-20-0001	15" x 10" wheels in lieu of 15" x 8" wheels			Add 6 (2.7) ea.	Add 7.10 ea.	
	24" x 1/4" (6mm) cutout blades in lieu of standard			Ded 1 1/4 (0.6) ea.	Add 1.15 ea.	
	26" x 1/4" (6mm) plain blades in lieu of standard			Add 5 3/4 (2.6) ea.	Add 11.25 ea.	
	26" x 1/4" (6mm) cutout blades in lieu of standard			Add 3 3/4 (1.7) ea.	Add 13.25 ea.	
	Shock Absorber bearing riser with 1-1/4" x 2-1/2" spring steel shank — Add per bearing			Add 21 (9.5) ea.	Add 40.50 ea.	
RECOMMENDED TIRE SIZE						
9.5L x 15 Tires, 6 or 8 Ply, on 15 x 8 Wheels						
11L x 15 Tires, 6 or 8 Ply, on 15 x 10 Wheels						

AMCO PL Effective January 1, 1997

F.O.B. Yazoo City, Mississippi

SPECIFICATIONS AND PRICES SUBJECT TO CHANGE WITHOUT NOTICE

Amco

MANUFACTURING, INC.

800 South Industrial Parkway
Yazoo City, Mississippi 39194 / (601) 746-4464

PRINTED IN USA

MJG—FORM NO. 1000

WHEEL OFFSET HARROWS

8

MODEL "F42" (HEAVY DUTY)

9" Spacing
(Primary Tillage)

STANDARD SPECIFICATIONS

(Metrics in Parentheses)

AXLES: 1-1/2" (38mm) square, high carbon cold rolled steel	BEARINGS: Protect-O-Shield heavy duty 1-1/2" (38mm) square bore greasable ball type, toggle mounted
BLADES: 24" x 1/4" (6mm) Plain with diminishing leveling blades. Back up discs behind right front blade.	SPACING: 9 Inches (229mm)
SCRAPERS: Heavy duty high carbon steel blades on 3/8" x 2" (10mm x 51mm) spring steel shanks, mounted on 3" x 2" x 3/8" angle iron scraper bar.	WHEELS: Dual 15 x 8 with 6 bolt hubs
TONGUE: Adjustable, 88-1/4" (2.25m) long with tongue jack and reversible ductile iron clevis	WRENCHES: 2 for gang bolts
GANG ANGLE: 17° to 25° front to rear.	WEIGHT: 164 to 197 lbs. per blade (74 to 89 kg. per blade), 439 to 525 lbs. per foot (653 to 781 kg. per meter.)
BEARING RISER: Fabricated steel, 16-3/4" high.	TRANSPORT WIDTH: Cutting width plus 12" (0.30m) plus additional 12" (0.30m) with feathering blades
	HYDRAULIC CYLINDERS: 4" x 8" x 1-1/2" with stroke control on 50" (1.27m) main frame, 4" x 16" x 2" on 86" (2.18m) main frame (3000 PSI each)

MODEL NO.	Cutting Width	No. of Discs	No. of Bearings	Approximate Drawbar HP Required h.p. (kw)	Approximate Weight lbs. (kg.)	Suggested List Price
50" (1.27m) MAIN FRAME						
F42-2224	8'3" (2.51m)	22	8	70-90 (52-67)	4009 (1818)	\$ 8,690.00
F42-2424	9'0" (2.74m)	24	8	80-105 (60-78)	4153 (1884)	8,937.00
F42-2824	10'6" (3.20m)	28	8	90-120 (67-89)	4648 (2108)	9,657.00
F42-3224	12'0" (3.66m)	32	10	100-140 (75-104)	5083 (2306)	10,484.00
85" (2.18m) MAIN FRAME						
F42 B-3224	12'0" (3.66m)	32	10	110-150 (82-112)	6284 (2850)	\$12,031.00
F42-3624	13'6" (4.11m)	36	12	120-160 (89-119)	6565 (2978)	12,864.00
F42-4024	15'0" (4.57m)	40	12	135-175 (101-130)	6865 (3114)	13,521.00
*F42-4424	16'6" (5.03m)	44	14	150-190 (112-142)	7800 (3538)	14,914.00
*Equipped with auxiliary frames and clamps						
OPTIONAL EQUIPMENT						
AB-01-0003	Feathering blade with scraper for rear gang			Add 31 (14)	Add 142.00	
AG-20-0010	Hose set with one 1/2" x 15" and one 1/2" x 16" hose			Add 17 (8)	Add 121.90	
AN-20-0001	15" x 10" wheels in lieu of 15" x 8" wheels			Add 6 (2.7) ea.	Add 7.10 ea.	
	24" x 1/4" (6mm) cutout blades in lieu of standard			Ded 1 1/4 (0.6) ea.	Add 1.15 ea.	
	Shock absorber bearing riser with 1-1/4" x 2-1/2" (32mm x 64mm) spring steel shank — Add per bearing			Add 21 (9.5) ea.	Add 40.50 ea.	
RECOMMENDED TIRE SIZE						
9.5L x 15 Tires, 6 or 8 Ply, on 15 x 8 Wheels						
11L x 15 Tires, 6 or 8 Ply, on 15 x 10 Wheels						

AMCO PL Effective January 1, 1997

F.O.B. Yazoo City, Mississippi

SPECIFICATIONS AND PRICES SUBJECT TO CHANGE WITHOUT NOTICE

Amco

MANUFACTURING, INC.

800 South Industrial Parkway
Yazoo City, Mississippi 39194 / (601) 746-4464

MJG—FORM NO. 1000

PRINTED IN US

WHEEL OFFSET HARROWS

11

MODEL "J44" (EXTRA HEAVY DUTY)

10-1/2" Spacing
(Primary Tillage)

STANDARD SPECIFICATIONS

(Metrics in Parentheses)

AXLES: 1-1/2" (38mm) square, high carbon cold rolled steel
BLADES: 24" x 1/4" (6mm) plain with diminishing leveling blades. Back up disc behind each blade.
SCRAPERS: Heavy duty high carbon steel blades on 3/8" x 2 1/2" (10mm x 51mm) spring steel shanks, mounted on scraper bars of 2 1/2" x 2 1/2" x 1/4" (64mm x 64mm x 6.4mm) structural tube
TONGUE: Adjustable, 88-1/2" (2.25m) long with tongue jack and reversible ductile iron clevis
GANG ANGLE: 17° to 25° front to rear
BEARING RISER: Spring steel shock absorber shank, 1-1/4" by 2-1/2" (32mm x 64mm)

BEARINGS: Protect-O-Shield, extra heavy duty 2-11/16" (68mm) bore greasable ball type, toggle mounted
SPACING: 10-1/2" (267mm)
WHEELS: Dual 15 x 8 with 6 bolt hubs
WRENCHES: 2 for gang bolts
WEIGHT: 210 to 237 lbs. per blade (95 to 108 kg. per blade) 495 to 546 lbs. per foot (737 to 812 kg. per meter)
TRANSPORT WIDTH: Cutting width plus 12" (0.30m) plus additional 12" (0.30m) with feathering blades.
HYDRAULIC CYLINDERS: 4" x 8" x 1-1/2" with stroke control on 50" (1.27m) main frame, 4" x 16" x 2" on 86" (2.18m) main frame (Each 3000 PSI)

MODEL NO.	Cutting Width	No. of Discs.	No. of Bearings	Approximate Drawbar HP Required h.p. (kw)	Approximate Weight lbs. (kg.)	Suggested List Price
50" (1.27m) MAIN FRAME						
J44-2024	8'8" (2.64m)	20	6	95-120 (71-90)	4330 (1964)	\$ 9,763.00
J44-2424	10'4" (3.15m)	24	8	110-130 (82-97)	5085 (2307)	11,112.00
86" (2.18m) MAIN FRAME						
J44-2824	12'0" (3.66m)	28	10	120-160 (89-119)	6708 (3043)	13,907.00
J44-3224	13'8" (4.17m)	32	12	130-170 (97-127)	7324 (3322)	15,265.00
*J44-3624	15'4" (4.67m)	36	12	140-180 (104-134)	8152 (3698)	16,456.00
*J44-4024	17'0" (5.18m)	40	16	160-200 (119-149)	8961 (4065)	18,433.00
*J44-4424	18'8" (5.69m)	44	16	180-225 (134-168)	9366 (4248)	19,115.00
*Equipped with auxiliary frames and clamps						
OPTIONAL EQUIPMENT						
AC-01-0005	Feathering blade with scraper for rear gang			Add 26 (12)	Add 178.70	
AG-20-0010	Hose set with one 1/2" x 15' (13mm x 4.57m) and one 1/2" x 16' (13mm x 4.88m) hose			Add 17 (8)	Add 121.90	
AN-20-0001	15" x 10" wheels in lieu of 15" x 8" wheels			Add 6 (2.7) ea.	Add 7.10 ea.	
	24" x 1/4" (6mm) cutout blades in lieu of standard			Ded 1 1/4 (0.6) ea.	Add 1.15 ea.	
	26" x 1/4" (6mm) plain blades in lieu of standard			Add 5 3/4 (2.6) ea.	Add 11.25 ea.	
	26" x 1/4" (6mm) cutout blades in lieu of standard			Add 3 3/4 (1.7) ea.	Add 13.25 ea.	
	26" x 5/16" plain blades in lieu of standard			Priced and Ordered Upon Request		
	26" x 5/16" cutout blades in lieu of standard			Priced and Ordered Upon Request		
RECOMMENDED TIRE SIZE						
9.5L x 15 Tires, 8 Ply, on 15 x 8 Wheels						
11L x 15 Tires, 8 Ply, on 15 x 10 Wheels						
NOTE: 6 Ply Tires Permissible on 13'8" and Smaller						

AMCO PL Effective January 1, 1997

F.O.B. Yazoo City, Mississippi

SPECIFICATIONS AND PRICES SUBJECT TO CHANGE WITHOUT NOTICE



MANUFACTURING, INC.

800 South Industrial Parkway
Yazoo City, Mississippi 39194 / (601) 746-4464

PRINTED IN USA

MJD—FORM NO. 1000

10

WHEEL OFFSET HARROWS

MODEL "J43" (EXTRA HEAVY DUTY)

10-1/2" Spacing
(Primary Tillage)

STANDARD SPECIFICATIONS

(Metrics in Parentheses)

AXLES: 1-1/2" (38mm) square, high carbon cold rolled steel
BLADES: 24" x 1/4" (6mm) plain with diminishing leveling blades. Back up disc behind right front blade
SCRAPERS: Heavy duty high carbon steel blades on 3/8" x 2" (10mm x 51mm) spring steel shanks, mounted on 3" x 2" x 3/8" angle iron scraper bar
TONGUE: Adjustable, 88-1/2" (2.25m) long with tongue jack and reversible ductile iron clevis
GANG ANGLE: 17° to 25° front to rear
BEARING RISER: Spring steel shock absorber shank, 1-1/4" by 2-1/2" (32mm x 64mm)

BEARINGS: Protect-O-Shield, extra heavy duty 2-11/16" (68mm) bore greasable ball type, toggle mounted
SPACING: 10-1/2" (267mm)
WHEELS: Dual 15 x 8 with 6 bolt hubs
WRENCHES: 2 for gang bolts
WEIGHT: 205 to 231 lbs. per blade (93 to 105 kg. per blade) 483 to 533 lbs. per foot (719 to 793 kg. per meter)
TRANSPORT WIDTH: Cutting width plus 12" (0.30m) plus additional 12" (0.30m) with feathering blades.
HYDRAULIC CYLINDERS: 4" x 8" x 1-1/2" with stroke control on 50" (1.27m) main frame, 4" x 16" x 2" on 86"; (2.18m) main frame (each 3000 PSI)

MODEL NO.	Cutting Width	No. of Discs.	No. of Bearings	Approximate Drawbar HP Required h.p. (kw)	Approximate Weight lbs. (kg.)	Suggested List Price
50" (1.27m) MAIN FRAME						
J43-2024	8'8" (2.64m)	20	6	85-100 (63-75)	4169 (1891)	\$ 9,132.00
J43-2424	10'4" (3.15m)	24	8	90-120 (67-89)	4899 (2222)	10,503.00
J43-2824	12'0" (3.66m)	28	10	110-140 (82-104)	5477 (2484)	11,740.00
86" (2.18m) MAIN FRAME						
J43B-2824	12'0" (3.66m)	28	10	120-150 (89-112)	6476 (2938)	13,218.00
J43-3224	13'8" (4.17m)	32	12	130-170 (97-127)	7070 (3207)	14,295.00
*J43-3624	15'4" (4.67m)	36	12	140-180 (104-134)	7870 (3570)	15,322.00
*J43-4024	17'0" (5.18m)	40	12	160-200 (119-149)	8279 (3755)	15,952.00
*J43-4424	18'8" (5.69m)	44	16	180-225 (134-168)	9023 (4093)	17,943.00
*Equipped with auxiliary frames and clamps						
OPTIONAL EQUIPMENT						
AB-01-0003	Feathering blade with scraper for rear gang			Add 31 (14)	Add 142.00	
AG-20-0010	Hose set with one 1/2" x 15' (13mm x 4.57m) and one 1/2" x 16' (13mm x 4.88m) hose			Add 17 (8)	Add 121.90	
AN-20-0001	15" x 10" wheels in lieu of 15" x 8" wheels			Add 6 (2.7) ea.	Add 7.10 ea.	
	24" x 1/4" (6mm) cutout blades in lieu of standard			Ded 1 1/4 (0.6) ea.	Add 1.15 ea.	
	26" x 1/4" (6mm) plain blades in lieu of standard			Add 5 3/4 (2.6) ea.	Add 11.25 ea.	
	26" x 1/4" (6mm) cutout blades in lieu of standard			Add 3 3/4 (1.7) ea.	Add 13.25 ea.	
	26" x 5/16" plain blades in lieu of standard			Priced and Ordered Upon Request		
	26" x 5/16" cutout blades in lieu of standard			Priced and Ordered Upon Request		
RECOMMENDED TIRE SIZE						
9.5L x 15 Tires, 8 Ply, on 15 x 8 Wheels						
11L x 15 Tires, 8 Ply, on 15 x 10 Wheels						
NOTE: 6 Ply Tires Permissible on 15'4" and Smaller						

AMCO PL Effective January 1, 1997

F.O.B. Yazoo City, Mississippi

SPECIFICATIONS AND PRICES SUBJECT TO CHANGE WITHOUT NOTICE



MANUFACTURING, INC.

800 South Industrial Parkway
Yazoo City, Mississippi 39194 / (601) 746-4464

PRINTED IN USA

MJD—FORM NO. 1000

WHEEL OFFSET HARROWS

13

MODEL "G2"

(Heavy Primary Tillage)

STANDARD SPECIFICATIONS

(Metrics in Parentheses)

AXLES: 2-1/4" (57mm) round, high carbon cold-rolled steel	BEARINGS: Protect-O-Shield, 2-3/4" bore regreasable ball type, toggle mounted
BLADES: 32" x 5/16" (813mm x 8mm) Cutout with 14" x 3/16" (356mm x 4.8mm) back up blades	SPACING: 12-1/2" (318mm)
SCRAPERS: Extra heavy duty moldboard type with 5/8" x 3" shank	WHEELS: Dual 15 x 10 with extra heavy duty 6 bolt hubs
TONGUE: Adjustable, 92" long with tongue jack and reversible ductile iron clevis	WRENCH: 1 for gang bolt
GANG ANGLE: 20° to 27° front & rear.	WEIGHT: 379 to 502 lbs. per blade (172 to 228 kg. per blade), 758 to 975 lbs. per foot (1128 to 1451 kg. per meter.)
	TRANSPORT WIDTH: Width of cut plus 12 inches

MODEL NO.	Cutting Width	No. of Discs	No. of Bearings	Disc Size & Type	Crawler Approximate Drawbar HP Required	Rubber Tired Approximate Drawbar HP Required	Approximate Weight lbs. (kg.)	Factory List Price
TAPERED GANGS								
G2-2032	10'4" (3.15m)	20	8	32" Cutout	100-120	150-180	9440 (4282)	\$21,922.00
G2-2432	12'4" (3.76m)	24	12	32" Cutout	110-130	160-195	10940 (4962)	25,617.00
G2-2832	14'4" (4.37m)	28	12	32" Cutout	120-150	180-225	11600 (5262)	27,291.00
G2-3232	16'4" (4.98m)	32	16	32" Cutout	140-175	210-270	13110 (5947)	30,956.00
G2-3632	18'4" (5.59m)	36	16	32" Cutout	160-200	240-300	13730 (6228)	32,672.00
RECOMMENDED EQUIPMENT								
JA-20-0002	5" x 16" by 2-1/2" Hydraulic Cylinder, w/Special Clevis						90 (41)	1,290.00
JA-20-0012	Hose Kit with fittings						21 (10)	168.00
OPTIONAL EQUIPMENT								
JA-01-0026	Feathering Blade with scraper						110 (50)	249.00
	32" x 3/8" (813mm x 10mm) Cutout Blades in lieu of Std. 32" x 5/16" (813mm x 8mm)						Add 15 1/2 (7) ea.	18.00
FA-01-0014	Safety Chain (for 20 and 24 Blade Models)							139.00
FA-01-0015	Safety Chain (for 28, 32, and 36 Blade Models)							PRICED UPON REQUEST
(RECOMMENDED TIRE SIZE)								
4 - 12.5L x 15 Tires, 12 Ply								
Note: 8 Ply tires permissible on 14'4" and smaller								

AMCO PL Effective January 1, 1997

F.O.B. Yazoo City, Mississippi

SPECIFICATIONS AND PRICES SUBJECT TO CHANGE WITHOUT NOTICE



MANUFACTURING, INC.

800 South Industrial Parkway
Yazoo City, Mississippi 39194 / (601) 746-4464

PRINTED IN USA

MUD-FORM NO. 1000

WHEEL OFFSET HARROWS

12

MODEL "R400" (EXTRA HEAVY DUTY)

11-1/2" Spacing — Primary Tillage

STANDARD SPECIFICATIONS

AXLES: 1-1/2" square, high carbon cold rolled steel	BEARINGS: Protect-O-Shield, extra heavy duty 2-11/16" bore greasable ball type, toggle mounted
BLADES: 28" x 1/4" (6mm) plain with diminishing leveling blades. Back up disc behind every blade.	SPACING: 11-1/2"
SCRAPERS: Heavy duty high carbon steel blades on 3/8" x 2-1/2" spring steel shanks, mounted on scraper bars of 2-1/2" x 2-1/2" x 1/4" structural steel.	WHEELS: Dual 15 x 8 with 6 bolt hubs
TONGUE: Adjustable, 88-1/2" long with tongue jack and reversible ductile iron clevis	WRENCHES: 2 for gang bolts
GANG ANGLE: 17° to 25° front and rear	WEIGHT: 220 to 265 lbs. per blade 505 to 570 lbs. per foot
BEARING RISER: Fabricated steel	TRANSPORT WIDTH: Cutting width plus 12" plus additional 12" with feathering blades.
	HYDRAULIC CYLINDERS: 4" x 8" x 1-1/2" with stroke control on 50" main frame, 4" x 16" x 2" on 86" main frame (Each 3000 PSI)

MODEL NO.	Cutting Width	No. of Discs	No. of Bearings	Approximate Drawbar HP Required h.p. (kw)	Approximate Weight lbs. (kg.)	Suggested List Price
50" (1.27m) MAIN FRAME						
R400-1828	8'6" (2.59m)	18	6	85-105 (63-79)	4410 (2000)	\$ 9,841.00
R400-2228	10'3" (3.02m)	22	8	95-120 (71-90)	5177 (2348)	11,363.00
86" (2.18m) MAIN FRAME						
R400-2628	12'0" (3.66m)	26	10	120-145 (90-108)	6832 (3099)	14,140.00
R400-3028	13'9" (4.19m)	30	12	130-155 (97-116)	7456 (3382)	15,532.00
R400-3428*	15'6" (4.72m)	34	12	145-170 (108-127)	8299 (3765)	16,841.00
R400-3828*	17'3" (5.25m)	38	14	165-195 (123-145)	9042 (4101)	18,266.00
*Equipped with auxiliary frames and clamps						
OPTIONAL EQUIPMENT						
FA-01-0014	Safety chain 5/16"				Priced upon Request	
AG-20-0010	Hose set with one 1/2" x 15" and one 1/2" x 16" hose				Add 17 (7.7)	Add 121.90
AF-01-0001	Feathering blade with scraper for rear gang				Add 42 (19)	Add 142.00
AN-20-0001	15" x 10" wheels in lieu of 15" x 8" wheels				Add 6 (2.7) ea.	Add 7.10 ea.
	Shock absorber gang risers in lieu of standard gang risers, per bearing				Add 39 1/2 (18) ea.	Add 52.50 ea.
	26" x 1/4" (6mm) cutout blades in lieu of standard				Ded 9 1/4 (4.2) ea.	Ded 18.00 ea.
	26" x 1/4" (6mm) plain blades in lieu of standard				Ded 7 1/4 (3.3) ea.	Ded 19.80 ea.
	28" x 1/4" (6mm) cutout blades in lieu of standard					Priced Upon Request
	26" x 5/16" plain blades in lieu of standard					Priced Upon Request
	26" x 5/16" cutout blades in lieu of standard					Priced Upon Request
RECOMMENDED TIRE SIZE						
9.5L x 15 Tires, 8 Ply, on 15 x 8 Wheels						
11L x 15 Tires, 8 Ply, on 15 x 10 Wheels						
Note: 6 Ply Tires permissible on 13'9" and smaller						

AMCO PL Effective January 1, 1997

F.O.B. Yazoo City, Mississippi

SPECIFICATIONS AND PRICES SUBJECT TO CHANGE WITHOUT NOTICE



MANUFACTURING, INC.

800 South Industrial Parkway
Yazoo City, Mississippi 39194 / (601) 746-4464

PRINTED IN USA

MUD-FORM NO. 1000

DOUBLE OFFSET TANDEM (Flex-wing)

15

MODEL "F15" 27'0" and 30'0" Sizes

(General Purpose)

STANDARD SPECIFICATIONS

(Metrics in Parentheses)

- AXLES:** 1-1/2" square high carbon, cold rolled steel
- DISC:** 22" x 3/16" Plain
- BLADES:** Diminishing with two feathering blades on rear gangs
- SCRAPERS:** High carbon replaceable blades on heavy duty shanks, mounted with grade 5 bolts on high carbon angle iron bars
- TONGUE:** 90" long with tongue jack and reversible ductile iron clevis
- HYDRAULIC CYLINDERS:**
2 — 4" x 12" center lift w/DIAL-A-DEPTH depth control (2500 PSI)
2 — 3-1/2" x 12" wing lift w/DIAL-A-DEPTH depth control
2 — 4" x 24" for folding wings (2500 PSI)
- HYDRAULIC HOSES:** 1/4" complete to front of main frame
- BEARINGS:** Protect-O-Shield, 1-1/2" square bore regreasable ball type, toggle mounted
- WHEELS:** 4 — 15 x 10 center section
4 — 15 x 8 wing sections
- CLEVIS:** Reversible ductile iron
- WRENCH:** 1 for gang bolt
- DISC SPACING:** 9 Inches
- ANGLE:** Preset at 17°. No adjustment necessary
- WEIGHT:** 135 - 145 lbs. per blade
375 - 390 lbs. per foot
- TRANSPORT WIDTH:** Under 14'6"
- TRANSPORT HEIGHT:** 12'0" on 27' Model
13'3" on 30' Model

MODEL NO.	Cutting Width	No. of Discs	No. of Bearings	Disc Size and Type	Approximate Drawbar HP Required h.p. (kw)	Approximate Weight lbs (kg)	Suggested List Price
F15-6622	24' 0"	66	22	22" Plain	160-200	10,045	\$22,356.00
F15-7422	27' 0" (8.24m)	74	22	22" Plain	180-220 (134-164)	10,650 (4831)	\$ 23,292.00
F15-8222	30' 0" (9.15m)	82	22	22" Plain	190-235 (142-175)	11,190 (5076)	24,228.00
OPTIONAL EQUIPMENT							
AN-20-0001	Shock absorber gang risers in lieu of Std. cast gang risers, per bearing (NOTE: AMCO recommends 1/4" (6mm) blades for use with shock absorber gangs.)					Add 18 (8)ea.	Add 36.40 ea.
	15 x 10 wheels in lieu of 15 x 8 standard					Add 6 (2.7)ea.	Add 7.10 ea.
	22" x 3/16" cutout blades in lieu of standard 22"					Ded 1 (.45)ea.	Add 1.10 ea.
	22" x 1/4" (6mm) plain blades in lieu of standard 22"					Add 8 (3.6)ea.	Add 8.80 ea.
	22" x 1/4" (6mm) cutout blades in lieu of standard 22" ...					Add 6.5 (2.9)ea.	Add 10.10 ea.
	24" x 3/16" plain blades in lieu of standard 22"					Add 5.5 (2.5)ea.	Add 9.90 ea.
	24" x 3/16" cutout blades in lieu of standard 22"					Add 4 (1.8)ea.	Add 10.80 ea.
	24" x 1/4" (6mm) plain blades in lieu of standard 22"					Add 14 (6.4)ea.	Add 18.50 ea.
	24" x 1/4" (6mm) cutout blades in lieu of standard 22" ...					Add 12.3 (5.6)ea.	Add 19.70 ea.
AG-20-0011	Hose Bundle (Tractor)					Add 29(13.2) ea.	Add 155.80 ea.
RECOMMENDED TIRE SIZE							
4 — 12.5 x 15 Tires, 8 Ply, for center							
4 — 11L x 15 Tires, 6 or 8 Ply, for wings							

AMCO PL Effective January 1, 1997

F.O.B. Yazoo City, Mississippi

SPECIFICATIONS AND PRICES SUBJECT TO CHANGE WITHOUT NOTICE



MANUFACTURING, INC.

800 South Industrial Parkway
Yazoo City, Mississippi 39194 / (601) 746-4464

14

DOUBLE OFFSET TANDEM (Flex-Wing)

MODEL "F15B"

16'6", 18'0", 19'6", 21'0", 24'0" Sizes

(General Purpose)

STANDARD SPECIFICATIONS

(Metrics in Parentheses)

- AXLES:** 1-1/2" square high carbon, cold rolled steel
- DISC:** 22" x 3/16" Plain
- BLADES:** Diminishing with two feathering blades on rear gangs
- SCRAPERS:** High carbon replaceable blades on heavy duty shanks, mounted with grade 5 bolts on high carbon angle iron bars
- TONGUE:** 90" long with tongue jack and reversible ductile iron clevis
- HYDRAULIC CYLINDERS:**
2 — 4" x 8" with depth control (3000 PSI)
2 — 4" x 24" for folding wings (2500 PSI)
- HYDRAULIC HOSES:** 1/4" complete to front of main frame
- BEARINGS:** Protect-O-Shield, 1-1/2" square bore regreasable ball type, toggle mounted
- WHEELS:** 4 — 15 x 8 center section
2 — 15 x 8 wing section
- CLEVIS:** Reversible ductile iron
- WRENCH:** 1 for gang bolt
- DISC SPACING:** 9 Inches
- ANGLE:** Preset at 17°. No adjustment necessary
- WEIGHT:** 122 - 140 lbs per blade
337 - 389 lbs. per foot
- TRANSPORT WIDTH:** 12'6"
- TRANSPORT HEIGHT:** 12'6"

MODEL NO.	Cutting Width	No. of Discs	No. of Bearings	Disc Size and Type	Approximate Drawbar HP Required h.p. (kw)	Approximate Weight lbs (kg)	Suggested List Price
F15B-4622	16' 6" (5.03m)	46	16	22" Plain	115-130 (86- 97)	6420 (2914)	\$15,040.00
F15B-5022	18' 0" (5.49m)	50	16	22" Plain	120-140 (89-104)	6650 (3019)	15,382.00
F15B-5422	19' 6" (5.95m)	54	16	22" Plain	125-150 (92-112)	6890 (3125)	15,696.00
F15B-5822	21' 0" (6.41m)	58	16	22" Plain	135-165 (101-123)	7470 (3388)	16,558.00
F15B-6622	24' 0" (7.32m)	66	20	22" Plain	150-180 (112-134)	8080 (3665)	17,702.00
OPTIONAL EQUIPMENT							
BK-14-0002	Shock absorber gang risers in lieu of Std. cast gang risers, per bearing (NOTE: AMCO recommends 1/4" (6mm) blades for use with shock absorber gangs.)					Add 18 (8)ea.	Add 36.40 ea.
AG-20-0012	22" x 3/16" cutout blades in lieu of standard 22"					Ded 1 (.45)ea.	Add 1.10 ea.
	22" x 1/4" (6mm) plain blades in lieu of standard 22"					Add 8.5 (3.9)ea.	Add 8.80 ea.
	22" x 1/4" (6mm) cutout blades in lieu of standard 22" ...					Add 6.5 (2.9)ea.	Add 10.10 ea.
	24" x 3/16" plain blades in lieu of standard 22"					Add 5.5 (2.5)ea.	Add 9.90 ea.
	24" x 3/16" cutout blades in lieu of standard 22"					Add 4 (1.8)ea.	Add 10.80 ea.
	24" x 1/4" (6mm) plain blades in lieu of standard 22"					Add 14 (6.4)ea.	Add 18.50 ea.
	24" x 1/4" (6mm) cutout blades in lieu of standard 22" ...					Add 12.3 (5.6) ea.	Add 19.70 ea.
BK-14-0002	Dual 15 x 8 wing wheels (21' and 24' only)					Add 111(50.4) ea.	Add 305.70 ea.
AG-20-0012	Hose Bundle (Tractor)					Add 26(11.8) ea.	Add 145.25 ea.
RECOMMENDED TIRE SIZE							
11L x 15, 8 Ply Tires, Center Section							
11L x 15, 6 or 8 Ply Tires, Wing Sections							

AMCO PL Effective January 1, 1997

F.O.B. Yazoo City, Mississippi

SPECIFICATIONS AND PRICES SUBJECT TO CHANGE WITHOUT NOTICE



MANUFACTURING, INC.

800 South Industrial Parkway
Yazoo City, Mississippi 39194 / (601) 746-4464



AMCO MANUFACTURING, INC.

800 South Industrial Parkway - P.O. Box 1107 - (662) 746-4464
 YAZOO CITY, MISSISSIPPI (MS) 39194 U.S.A.
 Wats 800-748-9022 - Fax (662) 746-6825
 www.amcomfg.com

F15 (24' - 39') SPLIT GANGS

This price sheet reflects Split Gangs in lieu of standard on following units:

F15B-66	Blade (24' 0")	Add \$824.00	Add 4 Brgs.
F15-66	Blade (24')	Add \$824.00	Add 4 Brgs.
F15-74	Blade (27' 0")	Add 824.00	Add 4 Brgs.
F15-82	Blade (30' 0")	Add 824.00	Add 4 Brgs.
F15-94	Blade (34' 6")	Add 1236.00	Add 6 Brgs.
F15-106	Blade (39' 0")	Add 1236.00	Add 6 Brgs.

Effective date: July 20, 2000

DOUBLE OFFSET TANDEM (Flex-wing)

MODEL "F15"

34'6" and 39'0" Sizes

(General Purpose)

STANDARD SPECIFICATIONS

(Metrics in Parentheses)

AXLES: 1-1/2" square high carbon, cold rolled steel	HYDRAULIC HOSES: 1/4" complete to front of main frame
DISC: 22" x 3/16" Plain	BEARINGS: Protect-O-Shield, 1-1/2" square bore regreasable ball type, toggle mounted
BLADES: Diminishing with two feathering blades on rear gangs	WHEELS: 4 — 15 x 10 center section — 8 Hole HD 4 — 15 x 8 wing sections — 6 Hole
SCRAPERS: High carbon replaceable blades on heavy duty shanks, mounted with grade 5 bolts on high carbon angle iron bars	WRENCH: 1 for gang bolt
TONGUE: 90" long with tongue jack and reversible ductile iron clevis	DISC SPACING: 9 Inches
HYDRAULIC CYLINDERS: 2 — 4" x 12" center lift w/DIAL-A-DEPTH depth control (2500 PSI) 2 — 3-1/2" x 12" wing life w/DIAL-A-DEPTH depth control 4 — 4" x 24" for folding wings (2500 PSI)	ANGLE: Preset at 17°. No adjustment necessary WEIGHT: 135 - 145 lbs. per blade 375 - 390 lbs. per foot
	TRANSPORT WIDTH: Under 17'6" TRANSPORT HEIGHT: 14'0" on 34'6" Model 15'9" on 39' Model
	NOTE: Inside Hub — 8 Hole Heavy Duty

MODEL NO.	Cutting Width	No. of Discs	No. of Bearings	Disc Size & Type	Approximate Drawbar HP Required h.p. (kw)	Approximate Weight lbs (kg)	Suggested List Price
F15- 9422	34' 6" (10.52m)	94	26	22" Plain	230-280 (172-209)	13,510 (6128)	\$ 28,982.00
F15-10622	39' 0" (11.90m)	106	30	22" Plain	250-300 (186-224)	14,590 (6618)	30,723.00
OPTIONAL EQUIPMENT							
	Shock absorber gang risers in lieu of Std. cast gang risers, per bearing					Add 18 (8)ea.	Add 36.40 ea.
	(NOTE: AMCO recommends 1/4" (6mm) blades for use with shock absorber gangs.)						
AN-20-0001	15 x 10 wheels in lieu of standard 15 x 8 for wings					Add 6 (2.7)ea.	Add 7.10 ea.
	22" x 3/16" cutout blades in lieu of standard 22"					Ded 1 (.45)ea.	Add 1.10 ea.
	22" x 1/4" (6mm) plain blades in lieu of standard 22"					Add 8.5 (3.9)ea.	Add 8.80 ea.
	22" x 1/4" (6mm) cutout blades in lieu of standard 22" ...					Add 6.5 (2.9)ea.	Add 10.10 ea.
	24" x 3/16" plain blades in lieu of standard 22"					Add 5.5 (2.5)ea.	Add 9.90 ea.
	24" x 3/16" cutout blades in lieu of standard 22"					Add 4 (1.8)ea.	Add 10.80 ea.
	24" x 1/4" (6mm) plain blades in lieu of standard 22"					Add 14 (6.4)ea.	Add 18.50 ea.
	24" x 1/4" (6mm) cutout blades in lieu of standard 22" ...					Add 12.3(5.6) ea.	Add 19.70 ea.
AG-20-0011	Hose Bundle (Tractor)					Add 29 (13.2) ea.	Add 155.80 ea.
RECOMMENDED TIRE SIZE							
4 — 12.5L x 15 Tires, 12 Ply, for center							
4 — 11L x 15 Tires, 6 or 8 Ply, for wings							

AMCO PL Effective January 1, 1997

F.O.B. Yazoo City, Mississippi

SPECIFICATIONS AND PRICES SUBJECT TO CHANGE WITHOUT NOTICE



MANUFACTURING, INC.

800 South Industrial Parkway
 Yazoo City, Mississippi 39194 / (601) 746-4464

F15 — SPRING STEEL SCRAPER OPTIONS

Optional: EXTRA HEAVY DUTY SPRING STEEL SCRAPERS FOR F15 HARROWS

3" x 2" x 3/8" high carbon angle iron bars

3/8" x 2" spring steel scraper shanks

3/16" x 6-1/2" x 8" high carbon scraper blades

THESE EXTRA HEAVY DUTY SPRING STEEL SHANK SCRAPERS ARE RECOMMENDED FOR HEAVY SOIL CONDITIONS

ORDERED IN LIEU OF STANDARD (on factory assembled units)				
Harrow Model Number	Harrow Cutting Width	Scraper Kit Number	Weight (Add)	List Price (Add)
F15B - 46 Blade	16'6"	BC-14-0005	131	\$ 425.00
F15B - 50 Blade	18'0"	BC-14-0006	145	467.00
F15B - 54 Blade	19'6"	BC-14-0007	155	505.00
F15B - 58 Blade	21'0"	BC-14-0008	172	546.00
F15B - 66 Blade	24'0"	BC-14-0009	199	625.00

ORDERED AS REPLACEMENT BUNDLE (field kit)		
Bundle Number	Weight	List Price
BC-14-0019	486	\$1,002.00
BC-14-0020	532	1,090.00
BC-14-0021	580	1,180.00
BC-14-0022	627	1,271.00
BC-14-0023	721	1,499.00

ORDERED IN LIEU OF STANDARD (on factory assembled units)				
Harrow Model Number	Harrow Cutting Width	Scraper Kit Number	Weight (Add)	List Price (Add)
F15 — 74 Bld	27'	BC-14-0010	226	\$ 706.00
F15 — 82 Bld	30'	BC-14-0011	253	779.00

ORDERED AS REPLACEMENT BUNDLE (field kit)		
Bundle Number	Weight	List Price
BC-14-0024	815	\$1,604.00
BC-14-0025	904	1,782.00

ORDERED IN LIEU OF STANDARD (on factory assembled units)				
HARROW MODEL NUMBER	HARROW CUTTING WIDTH	SCRAPER KIT NUMBER	WEIGHT (ADD)	LIST PRICE (ADD)
F15 — 94 Bld	34'6"	BC-14-0012	290	\$ 902.00
F15 — 106 Bld	39'0"	BC-14-0013	327	1,029.00

ORDERED AS REPLACEMENT BUNDLE (field kit)		
BUNDLE NUMBER	WEIGHT	LIST PRICE
BC-14-0026	1034	\$2,048.00
BC-14-0027	1180	2,314.00

AMCO PL Effective January 1, 1997

F.O.B. Yazoo City, Mississippi

SPECIFICATIONS AND PRICES SUBJECT TO CHANGE WITHOUT NOTICE



MANUFACTURING, INC.

800 South Industrial Parkway
Yazoo City, Mississippi 39194 / (601) 746-4464

WHEEL TANDEM

21

MODEL "D21B"

(Secondary Tillage)

STANDARD SPECIFICATIONS

AXLES: 1-1/8" sq., high strength, special alloy cold rolled steel
DISCS: 20" x 3/16 (4.5m) plain with diminishing leveling blades
SCRAPERS: High carbon, replaceable blades on heavy duty shanks, mounted with flange lock nuts and grade 5 bolts on high strength angle iron bars
TONGUE: 70" long with tongue jack and reversible clevis
GANGS: Adjustable 14° - 19° front
 11° - 18° rear
BEARINGS: Regreasable Triple Sealed gang bearings
SPACING: 9 Inches
WHEELS: Two 15 x 6 with heavy duty 6 bolt hubs
WEIGHT PER BLADE: 89 to 97 lbs.
WEIGHT PER FOOT: 238 to 253 lbs.

MODEL NO.	Cutting Width	No. of Discs	No. of Bearings	Disc Size and Type	Approximate Drawbar HP Required	Approximate Weight Lbs.	Factory List Price
D21B-3220	12'3"	32	12	20" Plain	50-60	3098	\$ 6,517.00
D21B-3620	13'6"	36	12	20" Plain	55-75	3285	6,798.00
D21B-4020	15'0"	40	16	20" Plain	60-80	3572	7,522.00
OPTIONAL EQUIPMENT							
BK-01-0002	Center tooth attachment with chisel point					Add 60 ea.	Add 139.00 ea.
BK-01-0003	Feathering blades for rear gangs (2)					Add 60 ea.	Add 227.00 ea.
BK-14-0001	Dual 15 x 6 wheels with 6 bolt hubs in lieu of single					Add 70 ea.	Add 299.00 ea.
BD-20-0003	4' x 8" x 1-1/2" hydraulic cylinder with stroke control (3000 PSI)					Add 47 ea.	Add 321.00 ea.
BD-20-0001	15 x 8 wheels in lieu of standard 15 x 6 wheels					Add 6 ea.	Add 10.90 ea.
	20" x 3/16" cutout blades in lieu of standard 20"					Ded 1 ea.	Add 1.10 ea.
	22" x 3/16" plain blades in lieu of standard 20"					Add 4 ea.	Add 7.50 ea.
	22" x 3/16" cutout blades in lieu of standard 20"					Add 2 1/2 ea.	Add 8.20 ea.
FA-01-0014	Safety Chain 5/16"					Add 9 ea.	Price Upon Request
AG-20-0015	Hose Bundle (Tractor)					Add 14 ea.	Add 79.50 ea.
RECOMMENDED TIRE SIZE 9.5L x 15 Tires, 6 or 8 Ply							

AMCO PL Effective January 1, 1997

F.O.B. Yazoo City, Mississippi

SPECIFICATIONS AND PRICES SUBJECT TO CHANGE WITHOUT NOTICE



MANUFACTURING, INC.

800 South Industrial Parkway
Yazoo City, Mississippi 39194 / (601) 746-4464

PRINTED IN USA

18

DOUBLE OFFSET TANDEM

MODEL "F17B"

(General Purpose)

STANDARD SPECIFICATIONS

(Metrics in Parenthesis)

AXLES: Four 1-1/2" square high carbon, cold rolled steel
DISC: 22" x 3/16" Plain
BLADES: Diminishing with two feathering blades on rear gangs
SPACING: 9 Inches
SCRAPERS: High carbon replaceable blades on heavy duty shanks, mounted with grade 5 bolts on high carbon angle iron bars
GANG ANGLE: Adjustable—18°—22° Front
 17°—21° Rear
TONGUE: 70 inches long with tongue jack and reversible clevis.
BEARINGS: Protect-O-Shield 1-1/2" square bore regreasable ball type, toggle mounted
WRENCH: One for Gang Bolt
WHEELS: 2 — 15 x 8 with heavy duty 6 bolt hubs
WEIGHT: 106 - 120 lbs. per blade
 296 - 337 lbs. per foot
TRANSPORT WIDTH: Width of cut plus 18 inches
WHEEL TREAD: 84 inches on center

MODEL NO.	Cutting Width	No. of Discs	No. of Bearings	Disc Size & Type	Approximate Drawbar HP Required h.p. (kw)	Approximate Weight lbs. (kg)	Suggested List Price
F17B-2622	9' 3" (2.82m)	26	8	22" Plain	50- 70 (37-52)	3080 (1397)	\$ 6,681.00
F17B-3022	10' 6" (3.20m)	30	8	22" Plain	60- 80 (45-60)	3330 (1510)	6,977.00
F17B-3422	12' 0" (3.66m)	34	8	22" Plain	70- 90 (52.67)	3580 (1624)	7,384.00
F17B-3822*	13' 6" (4.12m)	38	12	22" Plain	80-100 (60-75)	4220 (1914)	8,638.00
F17B-4222*	15' 0" (4.58m)	42	12	22" Plain	90-115 (67-86)	4500 (2041)	8,956.00
*Includes 2 outrigger bars and clamps *Recommend Dual Wheels							
OPTIONAL EQUIPMENT							
	Shock absorber gang risers in lieu of Std. cast gang risers, per bearing					Add 18 (8) ea.	Add 36.40 ea.
(NOTE: AMCO recommends 1/4" (6mm) blades for use with shock absorber gangs.)							
BD-20-0003	4" x 8" x 1-1/2" hyd. cylinder with stroke control (3000 PSI)					Add 47 (21) ea.	Add 321.00 ea.
AN-20-0001	15 x 10 wheels in lieu of standard 15 x 8					Add 6 (2.7) ea.	Add 7.10 ea.
BR-14-0001	Dual wheels in lieu of single					Add 106 (47.8)ea.	Add 261.00 ea.
	22" x 3/16" cutout blades in lieu of standard 22"					Ded 1 (.45)ea.	Add 1.10 ea.
	22" x 1/4" (6mm) plain blades in lieu of standard 22"					Add 8.5 (3.9)ea.	Add 8.80 ea.
	22" x 1/4" (6mm) cutout blades in lieu of standard 22"					Add 6.5 (2.9)ea.	Add 10.10 ea.
	24" x 3/16" plain blades in lieu of standard 22"					Add 5.5 (2.5)ea.	Add 9.90 ea.
	24" x 3/16" cutout blades in lieu of standard 22"					Add 4 (1.8)ea.	Add 10.80 ea.
	24" x 1/4" (6mm) plain blades in lieu of standard 22"					Add 14 (6.4)ea.	Add 18.50 ea.
	24" x 1/4" (6mm) cutout blades in lieu of standard 22"					Add 12.3 (4.6)ea.	Add 19.70 ea.
AG-20-0015	Hose Bundle (Tractor)					Add 12 (5.5)ea.	Add 79.50 ea.
FA-01-0014	Safety Chain					Add 9 (4) ea.	Price on Request

AMCO PL Effective January 1, 1997

F.O.B. Yazoo City, Mississippi

SPECIFICATIONS AND PRICES SUBJECT TO CHANGE WITHOUT NOTICE



MANUFACTURING, INC.

800 South Industrial Parkway
Yazoo City, Mississippi 39194 / (601) 746-4464

PRINTED IN USA

HYDRAULIC LEVEE PLOWS

23

MODELS "LF6" and "LJ6" 9" or 10-1/2" Spacing STANDARD SPECIFICATIONS

(Metrics in Parentheses)

AXLES: 1-1/2" square, high carbon cold rolled steel
BLADES: 24" x 1/4" (6mm) Plain with 10" back-up blade behind outside blade
SCRAPERS: High carbon replaceable and adjustable blades with 3/8" x 2" heat treated spring steel shanks, mounted to 3" x 2" x 3/8" high carbon angle iron bar with flange lock nuts and 5/8" carriage bolts
GANG ANGLE: 18° to 28°
GANG TILT: Hydraulic controlled-on-the-go adjustment
HYDRAULIC CYLINDERS: One 3" x 8" and one 3-1/4" x 8" rephasing cylinders to control tilt
HYDRAULIC HOSES: Three 3/8" dia. hoses to mount from hydraulic cylinders to tractor

TILT INDICATOR: One to mount with 3" x 8" hydraulic cylinder for adjustments on the go
MAIN FRAME: 7" x 4" x 3/8" tool bar with ASAE Cat. II and Cat. III hitch for quick coupler and conventional three point
BEARING: Four Protect 'O' Shield, extra heavy duty 1-1/2" square bore, greaseable ball type, toggle mounted
SPACING: 9" on LF6, 10-1/2" on LJ6
SPACER SPOOLS: Fabricated steel
TRANSPORT WIDTH: 10'6" on 8-blade models 12'6" on 10-blade models
WRENCH: One for gang bolt nut

MODEL NO.	Adjustable Cutting Width	No. of Blades	Blade Spacing	Approximate Drawbar HP Required	Approximate Weight lbs. (kg.)	Suggested List Price
9" SPACING						
LF6- 824	8'11" to 9'11"	8	9"	80-125	2060 (934)	\$ 5,192.00
LF6-1024	10' 5" to 11' 5"	10	9"	90-150	2260 (1025)	5,483.00
10-1/2" SPACING						
LJ6- 824	9' 5" to 10' 5"	8	10-1/2"	85-140	2160 (980)	5,225.00
LJ6-1024	11' 1" to 12' 1"	10	10-1/2"	100-160	2360 (1070)	5,517.00
OPTIONAL EQUIPMENT						
AD-01-0007	Feathering blade (set of 2) with scraper and back-up blade . . . (NOTE: Feathering blade requires two drilled and tapped bumper washers #9579A)				Add 74	Add 309.00
	24" x 1/4" (6mm) cutout blades in lieu of standard 24"				Ded 1 1/4 ea.	Add 1.15 ea.
	26" x 1/4" (6mm) plain blades in lieu of standard 24"				Add 5 3/4 ea.	Add 11.25 ea.
	26" x 1/4" (6mm) cutout blades in lieu of standard 24"				Add 3 3/4 ea.	Add 13.25 ea.

OTHER STANDARD FEATURES

Two parking stands. Gangs easily reverse to tear down levees.
 Adjustable cutting width. Ductile iron bearing risers.
 Follow the levee feature—gangs can shift independent These Levee Plows feature our exclusive Protect 'O' Shield bearing with a TWO year warranty.
 from the tractor to follow true on sharply curving levees.

AMCO PL Effective January 1, 1997

F.O.B. Yazoo City, Mississippi

SPECIFICATIONS AND PRICES SUBJECT TO CHANGE WITHOUT NOTICE



800 South Industrial Parkway
 Yazoo City, Mississippi 39194 / (601) 746-4464

MANUFACTURING, INC.

HYDRAULIC TERRACING PLOW

22

MODEL "TJ3" 10-1/2" Spacing

STANDARD SPECIFICATIONS

AXLES: 1-1/2" square, high carbon cold rolled steel
BLADES: 26" x 1/4" (6mm) Plain with 10" back-up blades on inside and outside blades, with two 20" x 7 ga. end blades with 10" back-up blades
SCRAPERS: High carbon replaceable and adjustable blades with 3/8" x 2" heat treated spring steel shanks, mounted to 3" x 2" x 3/8" high carbon angle iron bar
GANG FRAME: 6" x 4" x 3/8" Welded Tube
GANG ANGLE: Adjustable from 21° to 29°
GANG TILT: Hydraulically controlled from 18° down to 43° up
HYDRAULIC CYLINDERS: Two 4" x 16" independent (3000 PSI)
HYDRAULIC HOSES: Four 3/8" dia. hoses to mount from hydraulic cylinders to tractor

TILT INDICATOR: Allows positive setting of gangs at desired tilt from drivers seat
MAIN FRAME: 7" x 7" x 3/8" tool bar with ASAE Cat. III hitch for quick coupler and conventional three point
BEARING: Protect 'O' Shield, extra heavy duty 1-1/2" square bore, greaseable ball type, toggle mounted. Two year guarantee on bearings
SPACER SPOOLS: Fabricated steel
TRANSPORT WIDTH: 9'
WRENCH: One for gang bolt nut
WEIGHT PER FOOT: 190 pounds
WEIGHT PER BLADE: 201 pounds
PARKING STANDS: Two

MODEL NO.	Width of Unit	No. of Bearings	No. of Blades	Blade Spacing	Approximate Drawbar HP Required	Approximate Weight	Suggested List Price
10-1/2" SPACING							
TJ3-1826	16'10"	6	18	10-1/2"	130-200	3212	\$ 7,694.00
OPTIONAL EQUIPMENT							
	Shock Absorber gang risers in lieu of standard cast gang risers, add per bearing					Add 18 ea.	Add 40.50 ea.
	26" x 1/4" (6mm) cutout blade in lieu of standard (16)					Ded 1 1/2 ea.	Add 2.00 ea.

AMCO PL Effective January 1, 1997

F.O.B. Yazoo City, Mississippi

SPECIFICATIONS AND PRICES SUBJECT TO CHANGE WITHOUT NOTICE



800 South Industrial Parkway
 Yazoo City, Mississippi 39194 / (601) 746-4464

MANUFACTURING, INC.

AMCO DITCHER

25

STANDARD SPECIFICATIONS

CUTTER HEAD: Adjustable from 18" to 20"
Four heat treated replaceable blades.
740 RPM rotor speed.

HITCH: Cat. II or III three point or quick coupler

BOLTS: Safety Shear

CUTTING DEPTH: Adjustable by regulating depth control skid and 3 point hitch

PARKING STANDS: Two

RECOMMENDED TRACTORS: For 80 to 150 horsepower with 1000 PTO — order AMCO Ditcher Model AD-10-18
For 50 to 110 horsepower with 540 PTO — order AMCO Ditcher Model AD-5-18

CHAIN CASE: 6" x 10" with bolt on top and bottom caps. Uses double 80-2 press-fit, riveted, American-made chain and a case hardened 16 tooth top sprocket and a 22 tooth bottom sprocket for AD-10-18.

IDLER SPROCKET: Adjustable

MODEL NO.	Description	Approximate Weight	Suggested List Price
AD-5-18	Complete AMCO Ditcher for 540 PTO — 1-3/8 6-Spline	526	\$ 2,750.00
AD-10-18	Complete AMCO Ditcher for 1000 PTO — 1-3/8 21-Spline	526	2,750.00
AD-20-18	Complete AMCO Ditcher for 1000 PTO — 1-3/4 20-Spline	526	2,785.00

AMCO PL Effective January 1, 1997

F.O.B. Yazoo City, Mississippi

SPECIFICATIONS AND PRICES SUBJECT TO CHANGE WITHOUT NOTICE



MANUFACTURING, INC.

800 South Industrial Parkway
Yazoo City, Mississippi 39194 / (601) 746-4464

PRINTED IN USA

MIJO—FORM NO. 1000

MANUAL LEVEE PLOWS

24

MODELS "MLF6" and "MLJ6"

9" or 10-1/2" Spacing

STANDARD SPECIFICATIONS

(Metrics in Parentheses)

AXLES: 1-1/2" square, high carbon cold rolled steel

BLADES: 24" x 1/4" (6mm) Plain with 10" back-up blade behind outside blade

SCRAPERS: High carbon replaceable and adjustable blades with 3/8" x 2" heat treated spring steel shanks, mounted to 3" x 2" x 3/8" high carbon angle iron bar with flange lock nuts and 5/8" carriage bolts

GANG ANGLE: 18° to 28°

GANG TILT: Manual controlled

MAIN FRAME: 7" x 4" x 3/8" tool bar with ASAE Cat. II and Cat. III hitch for quick coupler and conventional three point

BEARING: Four Protect 'O' Shield, extra heavy duty 1-1/2" square bore, greaseable ball type, toggle mounted

SPACING: 9" on MLF6, 10-1/2" on MLJ6

SPACER SPOOLS: Fabricated steel

TRANSPORT WIDTH: 10'6" on 8-blade models
12'6" on 10-blade models

WRENCH: One for gang bolt nut

MODEL NO.	Adjustable Cutting Width	No. of Blades	Blade Spacing	Approximate Drawbar HP Required	Approximate Weight lbs. (kg.)	Suggested List Price
9" SPACING						
MLF6- 824	8'11" to 9'11"	8	9"	80-125	2060 (934)	\$ 4,552.00
MLF6-1024	10' 5" to 11' 5"	10	9"	90-150	2260 (1025)	4,841.00
10-1/2" SPACING						
MLJ6- 824	9' 5" to 10' 5"	8	10-1/2"	85-140	2160 (980)	4,585.00
MLJ6-1024	11' 1" to 12' 1"	10	10-1/2"	100-160	2360 (1070)	4,875.00
OPTIONAL EQUIPMENT						
AD-01-0007	Feathering blade (set of 2) with scraper and back-up blade . . . (NOTE: Feathering blade requires two drilled and tapped bumper washers #9579A)				Add 74	Add 309.00
	24" x 1/4" (6mm) cutout blades in lieu of standard 24"				Ded 1 1/4 ea.	Add 1.15 ea.
	26" x 1/4" (6mm) plain blades in lieu of standard 24"				Add 5 3/4 ea.	Add 11.25 ea.
	26" x 1/4" (6mm) cutout blades in lieu of standard 24"				Add 3 3/4 ea.	Add 13.25 ea.

OTHER STANDARD FEATURES

Two parking stands. Adjustable cutting width. Follow the levee feature—gangs can shift independent from the tractor to follow true on sharply curving levees.

Gangs easily reverse to tear down levees. Ductile iron bearing risers. These Levee Plows feature our exclusive Protect 'O' Shield bearing with a TWO year warranty.

AMCO PL Effective January 1, 1997

F. O. B. Yazoo City, Mississippi

SPECIFICATIONS AND PRICES SUBJECT TO CHANGE WITHOUT NOTICE



MANUFACTURING, INC.

800 South Industrial Parkway
Yazoo City, Mississippi 39194 / (601) 746-4464

MIJO—FORM NO. 1000

PRINTED IN USA

BEDDING HIPPER WITH

27

RIGID TOOL BARS FOR 30" TO 32" ROWS

STANDARD SPECIFICATIONS

GANGS: 1-1/8" square axles with dual sealed ball bearings. One 16" (7 Ga.) and one 18" (3/16) blade per gang. Three position angle adjustment.

HITCH: A-21M2 heavy duty mast and yoke type. Fits Cat. II and II standard and quick coupler.

SHANKS: Heavy duty high clearance fabricated shanks that allow either staggered or opposed gang setting.

7" x 7" Tool Bar uses A-21M2 "A" Frame;

NOTE Gauge wheels, scrapers, and row markers are optional equipment and must be ordered separately. The optional sweep attachment consists of a 1" x 3-1/2" shank, tool bar clamps and sweep mount brackets for each row. Does not include sweeps.

MODEL NO.	Description	Transport Width	Approximate Drawbar HP Required	Approximate Weight	Suggested List Price
B6-7	6-Row 7" x 7" x 204" Rigid Tool Bar (1/4 wall) DA-14-0032 Sweep Attachment.....	17'0"	85-110	1893 396	\$ 5,178.00 1,046.00
B8-7	8-Row 7" x 7" x 280" Rigid Tool Bar (1/4 wall) DA-14-0033 Sweep Attachment.....	22'0"	115-140	2475 528	6,964.00 1,389.00
B10-7	10-Row 7" x 7" x 344" Rigid Tool Bar (3/8 wall) DA-14-0034 Sweep Attachment.....	28'7"	130-190	3326 660	8,546.00 1,733.00
B12-7	12-Row 7" x 7" x 424" Rigid Tool Bar (3/8 wall) DA-14-0035 Sweep Attachment.....	35'5"	170-220	3983 792	10,170.00 2,077.00
OPTIONAL EQUIPMENT					
	Depth gauge wheels include turnbuckle adjustment and 15 x 6 wheels.				
DW-10	Pair Depth Gauge Wheels for 7" x 7" Tool Bar ...			Pr. 204	694.00
DA-01-0136	Scrapers (Set of 4 for 2 Rows)			14	72.00
	For 18" and 20" plain (3/16) blades, add per row			Add 14	25.00
	For 20" and 22" plain (3/16) blades, add per row			Add 27	53.00

AMCO PL Effective January 1, 1997

F.O.B. Yazoo City, Mississippi

SPECIFICATIONS AND PRICES SUBJECT TO CHANGE WITHOUT NOTICE

AMCO

MANUFACTURING, INC.

800 South Industrial Parkway
YAZOO CITY, MISSISSIPPI 39194 / (601) 746-4464

PRINTED IN USA

26

AMCO DITCHERS



AMCO'S DEPENDABLE DITCHERS Are Now Even Better Than Before

Ditching wet or dry makes no difference to the new AMCO Ditchers. The Model AD-5 is designed for 50 to 110 PTO horsepower tractors, and the Model AD-10 for up to 150 PTO horsepower tractors. Both models are designed for use with quick coupler.

You can dig ditches with single or multiple passes with the AMCO Ditchers, thanks to AMCO's adjustable skid.

Standard parking stands hold your AMCO Ditcher erect for ease in disconnecting and connecting to your tractor, and a chain support keeps the PTO shaft properly positioned for easy connection.

All models of the AMCO Ditcher feature cutter head blades of replaceable, heat-treated, high-carbon special abrasive resistant steel; four triple-lip, sealed ball bearings; and a universal drive shaft, telescoping and fully shielded.

The chain drive is heavy-duty, endless double #80 roller chain with one inch pitch. The chain runs continuously in a sealed oil bath, and sprockets are case hardened on both models. The new AMCO Ditcher has an adjustable idler sprocket.

Compare for yourself, from coupler to cutter head.

AMCO MAKES A BETTER DITCHER.

AMCO

MANUFACTURING, INC.

800 South Industrial Parkway
Yazoo City, Mississippi 39194 / (601) 746-4464

MIJO—FORM NO. 1000

PRINTED IN USA

MIJO—FORM NO. 1000

F17B ATTACHMENTS AND OPTIONS

19

Optional: EXTRA HEAVY DUTY SPRING STEEL SCRAPERS

3" x 2" x 3/8" high carbon angle iron bars
 3/8" x 2" spring steel scraper shanks
 3/16" x 6-1/2" x 8" high carbon scraper blades
THESE EXTRA HEAVY DUTY SPRING STEEL SHANK SCRAPERS ARE RECOMMENDED FOR HEAVY SOIL CONDITIONS

ORDERED IN LIEU OF STANDARD (on factory assembled units)

ORDERED AS REPLACEMENT BUNDLE (field kit)

HARROW MODEL NUMBER	Harrow Cutting Width	Scraper Kit Number	Weight (ADD)	List Price (ADD)	BUNDLE NUMBER	Weight	List Price
F17B — 26 Blade	9'3"	BC-14-0014	69	\$ 197.00	BC-14-0028	254	\$ 567.00
F17B — 30 Blade	10'6"	BC-14-0015	81	230.00	BC-14-0029	301	654.00
F17B — 34 Blade	12'0"	BC-14-0016	94	267.00	BC-14-0030	349	741.00
F17B — 38 Blade	13'6"	BC-14-0017	106	305.00	BC-14-0031	395	828.00
F17B — 42 Blade	15'0"	BC-14-0018	119	339.00	BC-14-0032	442	916.00

AMCO PL Effective January 1, 1997

F.O.B. Yazoo City, Mississippi

SPECIFICATIONS AND PRICES SUBJECT TO CHANGE WITHOUT NOTICE



MANUFACTURING, INC.

800 South Industrial Parkway
 Yazoo City, Mississippi 39194 / (601) 746-4464

PRINTED IN USA

MJO—FORM NO. 1000

28

BEDDING HIPPER WITH

RIGID TOOL BARS FOR 36" TO 40" ROWS

STANDARD SPECIFICATIONS

GANGS: 1-1/8" square axles with dual sealed ball bearings. One 16" (7 Ga.) and one 18" (3/16) blade per gang.
 Three position angle adjustment.

HITCH: A-21M2 heavy duty mast and yoke type. Fits Cat. II and III standard and quick coupler.

SHANKS: Heavy duty high clearance fabricated shanks that allow either staggered or opposed gang setting.

4" x 7" Tool Bar uses A-24 "A" Frame
 7" x 7" Tool Bar uses A-21M2 "A" Frame.

NOTE

Gauge wheels, scrapers, and row markers are optional equipment and must be ordered separately. The optional sweep attachment consists of a 1" x 3-1/2" shank, tool bar clamps and sweep mount brackets for each row. Does not include sweeps.

MODEL NO.	Description	Approximate Drawbar HP Required	Approximate Weight	Suggested List Price
4" x 7" TOOL BAR				
B4-6	4-Row 4" x 7" x 184" Rigid Tool Bar (1/4 wall)..... DA-14-0028 Sweep Attachment	50- 70	1320 252	\$ 3,547.00 766.00
B6-6	6-Row 4" x 7" x 264" Rigid Tool Bar (3/8 wall)..... DA-14-0029 Sweep Attachment	85-110	2039 378	\$ 5,251.00 1,142.00
7" x 7" TOOL BAR				
B6-5	6-Row 7" x 7" x 264" Rigid Tool Bar (1/4 wall)..... DA-14-0032 Sweep Attachment	90-125	2005 396	\$ 5,277.00 1,046.00
B8-5	8-Row 7" x 7" x 344" Rigid Tool Bar (3/8 wall)..... DA-14-0033 Sweep Attachment	120-170	2886 528	\$ 7,125.00 1,389.00
B10-5	10-Row 7" x 7" x 424" Rigid Tool Bar (3/8 wall)..... DA-14-0035 Sweep Attachment	140-190	3544 792	\$ 8,748.00 2,077.00
NARROW-SKIP				
SB6-5	6-Row 7" x 7" x 344" Rigid Tool Bar, fits row spacing of 38" to 40" and skip row of 60" to 64" (3/8 wall)..... DA-14-0032 Sweep Attachment	90-125	2514 396	\$ 5,822.00 1,046.00
OPTIONAL EQUIPMENT				
Depth gauge wheels include turnbuckle adjustment and 15 x 6 wheels.				
DW-11	Pair Depth Gauge Wheels for 4" x 7" Rigid Tool Bar		202	694.00
DW-10	Pair Depth Gauge Wheels for 7" x 7" Rigid Tool Bar		204	694.00
DA-01-0136	Scrapers (Set of 4 for 2 Rows)		14	72.00
	For 18" and 20" plain (3/16) blades, add per row		Add 14	25.00
	For 20" and 22" plain (3/16) blades, add per row		Add 27	53.00

AMCO PL Effective January 1, 1997

F.O.B. Yazoo City, Mississippi

SPECIFICATIONS AND PRICES SUBJECT TO CHANGE WITHOUT NOTICE



MANUFACTURING, INC.

800 South Industrial Parkway
 Yazoo City, Mississippi 39194 / (601) 746-4464

PRINTED IN USA

MJO—FORM NO. 1000

Double Offset Tandems (Rigid)

Model "D100"

GENERAL PURPOSE
STANDARD SPECIFICATIONS
(Metrics in Parenthesis)

AXLES:	Four 1-1/8" square, high strength, cold rolled steel.	SCRAPERS:	High carbon, replaceable blades on heavy Duty shanks, mounted with flange lock nuts and grade 5 bolts on high strength angle iron bars.
DISCS:	22 x 3/16" (559mm x 4.8mm) plain with diminishing leveling blades.	WHEELS:	Two 15" x 6" heavy duty 6 bolt hubs
SPACING:	9" (229mm) front and rear	WEIGHT PER BLADE:	67 to 90 lbs. per blade (30kg to 41kg per blade)
GANG ANGLE:	Adjustable - 13° - 19° front 12° - 18° rear	WEIGHT PER FOOT:	185 to 247 lbs. Per foot (275kg to 368kg per meter)
TONGUE:	70" (1.78m) long with rigid yoke clevis	TRANSPORT WIDTH:	Width of cut plus 18" (457mm) for feathering blades.
BEARINGS:	Regreaseable triple sealed gang bearing		

Model No.	Cutting Width	No. Of Discs	No. Of Bearings	Disc Size And Type	Approximate Required HP (KW)	Approximate Weight Lbs. (KG)	Suggested List Price
D100-2022	7'3" (2.21m)	20	8	22" Plain	30 - 40 (22 - 30)	2,000 (909)	\$ 4,622.00
D100-2422	8'7" (2.62m)	24	8	22" Plain	35 - 50 (26 - 37)	2,176 (989)	5,012.00
D100-2822	10'2" (2.10m)	28	8	22" Plain	40 - 55 (30 - 41)	2,363 (1074)	5,399.00
D100-3222	11'7" (3.53m)	32	10	22" Plain	45 - 65 (34 - 48)	2,602 (1183)	5,982.00
D100-3622	13'0" (3.96m)	36	10	22" Plain	55 - 80 (41 - 60)	2,785 (1,266)	6,346.00

OPTIONAL EQUIPMENT

BH-01-0002	Auxiliary Frame (For 11'7" and 13'0" Models)	Add	185	(84)	Add	214.00
BK-01-0054	Feathering blades for rear gangs 14" (step down from 20")	Add	51	(23)	Add	225.00
BK-01-0003	Feathering blades for rear gangs 16" (step down from 22")	Add	54	(24)	Add	227.00
AG-20-0009	Hose Kit w/elbows 1(1/2 x 11') & 1 (1/2 x 12')SAE 100 R2 or SAE 100 R8	Add	15	(6.8)	Add	86.90
BH-20-0002	Hydraulic cylinder 3 x 8 (with stroke control)	Add	28	(13)	Add	163.25
BH-14-0001	Dual 15" x 6" wheels with 6 bolt hubs	Add	82	(37)	Add	242.00
FA-01-0021	Safety Chain 5/16"	Add	8	(3.6)	Add	POR
BH-20-0001	Tongue Jack	Add	12	(5.4)	Add	53.70
BH-01-0030	Hose Holder	Add	5		Add	20.70
	20 x 3/16 Plain Blades in lieu of std.	DED	4		DED	5.00 ea
	20 x 3/16 C.O. Blades in lieu of std	DED	2		DED	4.50 ea
	22 x 3/16 C.O. Blades in lieu of std	DED	1		Add	1.10 ea
	22 x 1/4 C.O. Blades in lieu of std	Add	6.5		Add	9.90 ea
	22 x 1/4 Plain Blades in lieu of std	Add	8.5		Add	7.20 ea

RECOMMENDED TIRE SIZE

Two 6.70 x 15 or 9.5L x 15, 6 or 8 Ply

AMCO PL Effective May 15, 1999

F.O.B. Yazoo City, Mississippi

SPECIFICATIONS AND PRICES SUBJECT TO CHANGE WITHOUT NOTICE



AMCO MANUFACTURING, INC.

800 SOUTH INDUSTRIAL PARKWAY - P. O. BOX 1107 - (601) 746-4464

YAZOO CITY, MISSISSIPPI 39194 USA

WATS NO. 800-748-9022 --- FAX NO. (601) 746-6825

www.amcomfg.com

WHEEL TANDEM

MODEL "HD21B" HYDRAULIC WING CONTROL

(Secondary Tillage)
STANDARD SPECIFICATIONS

AXLES:	1-1/8" sq., high strength, special alloy cold rolled steel	BEARINGS:	Regreaseable Triple Sealed gang bearings
DISCS:	20" x 3/16 (4.5m) plain with diminishing leveling blades	SPACING:	9 Inches
SCRAPERS:	High carbon, replaceable blades on heavy duty shanks, mounted with flange lock nuts and grade 5 bolts on high strength angle iron bars	WHEELS:	Four 15 x 6 with heavy duty 6 bolt hubs
TONGUE:	70" long with tongue jack and reversible clevis	WEIGHT PER BLADE:	93 to 100 lbs.
GANGS:	Adjustable 14° - 19° front 11° - 18° rear	WEIGHT PER FOOT:	248 to 266 lbs.
WINGS:	Hydraulic fold with mechanical lock for holding wings down	TRANSPORT WIDTH:	14'6"
		HYDRAULIC HOSES:	Eight 1/4" hose with high pressure fittings for wing cylinders

MODEL NO.	Cutting Width	No. of Discs	No. of Bearings	Disc Size and Type	Approximate Drawbar HP Required	Approximate Weight Lbs.	Factory List Price
HD21B-4820	18'0"	48	20	20" Plain	80-105	4793	\$ 11,698.00
HD21B-5220	19'6"	52	20	20" Plain	85-110	4993	11,967.00
HD21B-5620	21'0"	56	20	20" Plain	90-115	5218	12,270.00

OPTIONAL EQUIPMENT

BK-01-0002	Center tooth attachment with chisel point	Add 60 ea.	Add 139.00 ea.
BK-01-0003	Feathering blades for rear gangs (2)	Add 60 ea.	Add 227.00 ea.
BD-20-0003	4' x 8" x 1-1/2" hydraulic cylinder with stroke control (3000 PSI)	Add 47 ea.	Add 321.00 ea.
BD-20-0001	15 x 8 wheels in lieu of standard 15 x 6 wheels	Add 6 ea.	Add 10.90 ea.
	20" x 3/16" cutout blades in lieu of standard 20"	Ded 1 ea.	Add 1.10 ea.
	22" x 3/16" plain blades in lieu of standard 20"	Add 4 ea.	Add 7.50 ea.
	22" x 3/16" cutout blades in lieu of standard 20"	Add 2 1/2 ea.	Add 8.20 ea.
FA-01-0014	Safety Chain 5/16"	Add 9 ea.	Price Upon Request
AG-20-0016	Hose Bundle (Tractor)	Add 26 ea.	Add 141.00 ea.

RECOMMENDED TIRE SIZE

9.5L x 15 Tires, 6 or 8 Ply

AMCO PL Effective January 1, 1997

F.O.B. Yazoo City, Mississippi

SPECIFICATIONS AND PRICES SUBJECT TO CHANGE WITHOUT NOTICE



MANUFACTURING, INC.

800 South Industrial Parkway
Yazoo City, Mississippi 39194 / (601) 746-4464

F17B ATTACHMENTS AND OPTIONS

21

Optional: EXTRA HEAVY DUTY SPRING STEEL SCRAPERS

FOR F15 HARROWS

3" x 2" x 3/8" high carbon angle iron bars

3/8" x 2" spring steel scraper shanks

3/16" x 6-1/2" x 8" high carbon scraper blades

THESE EXTRA HEAVY DUTY SPRING STEEL SHANK SCRAPERS ARE RECOMMENDED FOR HEAVY SOIL CONDITIONS

ORDERED IN LIEU OF STANDARD (on factory assembled units)

Harrow Model Number	Harrow Cutting Width	Scraper Kit Number	Weight (Add)	List Price (Add)
F17B - 26 Blade	9'3"	BC-14-0014	69	\$ 209.00
F17B - 30 Blade	10'6"	BC-14-0015	81	244.00
F17B - 34 Blade	12'0"	BC-14-0016	94	283.00
F17B - 38 Blade	13'6"	BC-14-0017	106	323.00
F17B - 42 Blade	15'0"	BC-14-0018	119	359.00

ORDERED AS REPLACEMENT BUNDLE (field kit)

Bundle Number	Weight	List Price
BC-14-0028	254	\$ 601.00
BC-14-0029	301	693.00
BC-14-0030	349	785.00
BC-14-0031	395	878.00
BC-14-0032	442	971.00

AMCO PL Effective January 1, 2001

F.O.B. Yazoo City, Mississippi

SPECIFICATIONS AND PRICES SUBJECT TO CHANGE WITHOUT NOTICE



MANUFACTURING, INC.

AMCO Manufacturing, Inc.

P. O. Box 1107, 800 South Industrial Parkway, Yazoo City, MS 39194, USA
(800) 748-9022 (662) 746-4464 Fax (662) 746-6825
www.amcomfg.com

AMCO Model LTF 100

With Protect-O-Shield® Washers
Featuring a 2-Year Bearing Warranty

STANDARD SPECIFICATIONS

HITCH: Cat. I / Cat. II* & Cat. II**

GANGS: 1-1/2 square gang bolt

BLADES: 22" x 1/4" notched**
18" x 1/4" square Serriator® *

BEARINGS: Toggle mounted, triple lipped sealed,
regreasable with Protect-O-Shield washers

FEATURING:

Shock absorber bearing risers
Adjustable gang angle
Box steel tubing for rigid construction
Added weight to gangs for aggressive cutting**

SCRAPERS: High-carbon replaceable blades
on heavy duty shanks, mounted with grade 5
bolts on high grade angle iron bars
Standard ** Optional *

Model No.	Cutting Width	No. of Discs	No. of Brgs.	Discs Size Type	Approx. Drawbar HP	Approx. Wt. W/Scrapers	Suggested List Price
LTF100-1618*	6'	16	8	18" Square	28 - 40	1,600	4,233.00
LTF100-2018*	7'3"	20	8	18" Square	35 - 50	1,750	4,525.00
LTF100A-2022**	7'3"	20	8	22" Notched	50 - 75	2,400	5,121.00
LTF100-2422**	8'7"	24	8	22" Notched	50 - 75	2,650	5,520.00
LTF100-2822**	10'2"	28	8	22" Notched	55 - 75	2,850	5,938.00

OPTIONAL EQUIPMENT

	LTF100-2422	LTF100-1618
	LTF100-2822	LTF100-2018
18" x 3/16" notched blades	Deduct 20.90	Deduct 15.75
18" x 3/16" plain Blades	Deduct 17.10	Deduct 12.00
18" x 1/4" Serriator®	Deduct 5.10	Std.
20" x 1/4" notched blades	Deduct 6.35	Deduct 1.25
20" x 1/4" plain blades	Deduct 7.80	Deduct 2.50
20" x 1/4" Serriator®	Add 1.00	Add 6.65
22" x 1/4" notched blades	Std.	Add 6.40
22" x 1/4" plain blades	Deduct 2.10	Add 3.75
22" x 1/4" Serriator®	Add 8.00	Add 14.35
24" x 1/4" notched blades	Add 9.40	Add 15.80
24" x 1/4" plain blades	Add 6.60	Add 13.00
24" x 1/4" Serriator®	Add 20.00	Add 26.40
Seeder w/ Drag Board Mounting Kit (Drag Board not included)		550.00
Drag Board Kit (Dragboard not included)		164.00
BC-01-0080 LTF100-1618 Scraper Kit		202.00
BC-01-0081 LTF100-2018 Scraper Kit		242.00

AMCO PL Effective April 11, 2000

F.O.B. Yazoo City, Mississippi

SPECIFICATIONS AND PRICES SUBJECT TO CHANGE WITHOUT NOTICE



AMCO MANUFACTURING, INC.

800 South Industrial Parkway - P. O. Box 1107 - (662) 746-4464
Yazoo City, Mississippi 39194 USA
Wats No. 800-748-9022 --- Fax No. (662) 746-6825
www.amcomfg.com

HYDRAULIC TERRACING PLOW

23

MODELS "TJ3"

10-1/2" Spacing
STANDARD SPECIFICATIONS

AXLES: 1-1/2" square, high carbon cold rolled steel
BLADES: 26" x 1/4" (6mm) Plain with 10" back-up blades on inside and outside blades, with two 20" x 1/4" end blades with 10" back-up blades.
SCRAPER: High carbon replaceable and adjustable blades with 3/8" x 2" heat treated spring steel shanks, mounted to 3" x 2" x 3/8" high carbon angle iron bar
GANG FRAME: 6" x 4" x 3/8" Welded Tube
GANG ANGLE: Adjustable from 21° to 29°
GANG TILT: Hydraulically controlled from 18° down to 43° up
HYDRAULIC CYLINDERS: Two 4" x 16" independent (3000PSI)
HYDRAULIC HOSES: Four 3/8" dia. hoses to mount from hydraulic cylinders to tractor

TILT INDICATOR: Allows positive setting of gangs at desired tilt from drivers seat
MAINFRAME: 7" x 7" x 3/8" tool bar with ASAE Cat. III hitch for quick coupler and conventional three point
BEARINGS: Protect 'O' Shield, extra heavy duty 1-1/2" square bore, greasable ball type, toggle mounted. Two year guarantee on bearings. Includes zerker guards and wear guards.
SPACE SPOOLS: Fabricated steel
TRANSPORT WIDTH: 9'
WRENCH: One for gang bolt nut
WEIGHT PER FOOT: 190 pounds
WEIGHT PER BLADE: 201 pounds
PARKING STANDS: Two

MODEL NO.	Width of Unit	No. of Bearings	No. of Blades	Blade Spacing	Approximate Drawbar HP Required	Approximate Weight lbs (kg)	Suggested List Price
TJ3-1826	16'10"	6	18	10-1/2"	130-200	3212 (1460)	\$ 8,198.00
OPTIONAL EQUIPMENT							
	Shock Absorber gang risers in lieu of standard cast gang risers, add per bearing					Add 18 (8.2) ea	Add 43.00 ea
	26" x 1/4" (6mm) cutout blade in lieu of standard (16)					Ded 1.5 (.7) ea	Add 2.15 ea

AMCO PL Effective January 1, 2001 F.O.B. Yazoo City, Mississippi
 SPECIFICATIONS AND PRICES SUBJECT TO CHANGE WITHOUT NOTICE



MANUFACTURING, INC.

AMCO Manufacturing, Inc.
 P. O. Box 1107, 800 South Industrial Parkway, Yazoo City, MS 39194, USA
 (800) 748-9022 (662) 746-4464 Fax (662) 746-6825
 www.amcomfg.com

22

SERRIATOR® (SQUARE) BLADES IN LIEU OF CONVENTIONAL BLADES

22" X .256
 24" X .256
 26" X 5/16"

ALL F41 SERIES:

Serriator® blades in lieu of Add \$ 8.40
 Serriator® blades in lieu of Add 20.45
 Serriator® blades in lieu of Add 41.35

ALL J41 SERIES:

22" X .256
 24" X .256
 26" X 5/16"

Serriator® blades in lieu of Deduct \$ 1.00
 Serriator® blades in lieu of Add 10.85
 Serriator® blades in lieu of Add 31.75

ALL J16 - 148 - 185 SERIES: F 42-542-543-544

24" X .256
 26" X 5/16"

Serriator® blades in lieu of Add \$ 12.55
 Serriator® blades in lieu of Add 33.50

ALL F15B & F17B:

22" X .256
 24" X .256
 26" X 5/16"

Serriator® blades in lieu of Add \$ 9.60
 Serriator® blades in lieu of Add 21.60
 Serriator® blades in lieu of Add 42.55

ALL F15 - 66B thru 106B:

22" X .256
 24" X .256
 26" X 5/16"

Serriator® blades in lieu of Add \$ 1.00
 Serriator® blades in lieu of Add 12.55
 Serriator® blades in lieu of Add ~~13.50~~
 33.50

AMCO PL Effective January 1, 2001 F.O.B. Yazoo City, Mississippi
 SPECIFICATIONS AND PRICES SUBJECT TO CHANGE WITHOUT NOTICE



MANUFACTURING, INC.

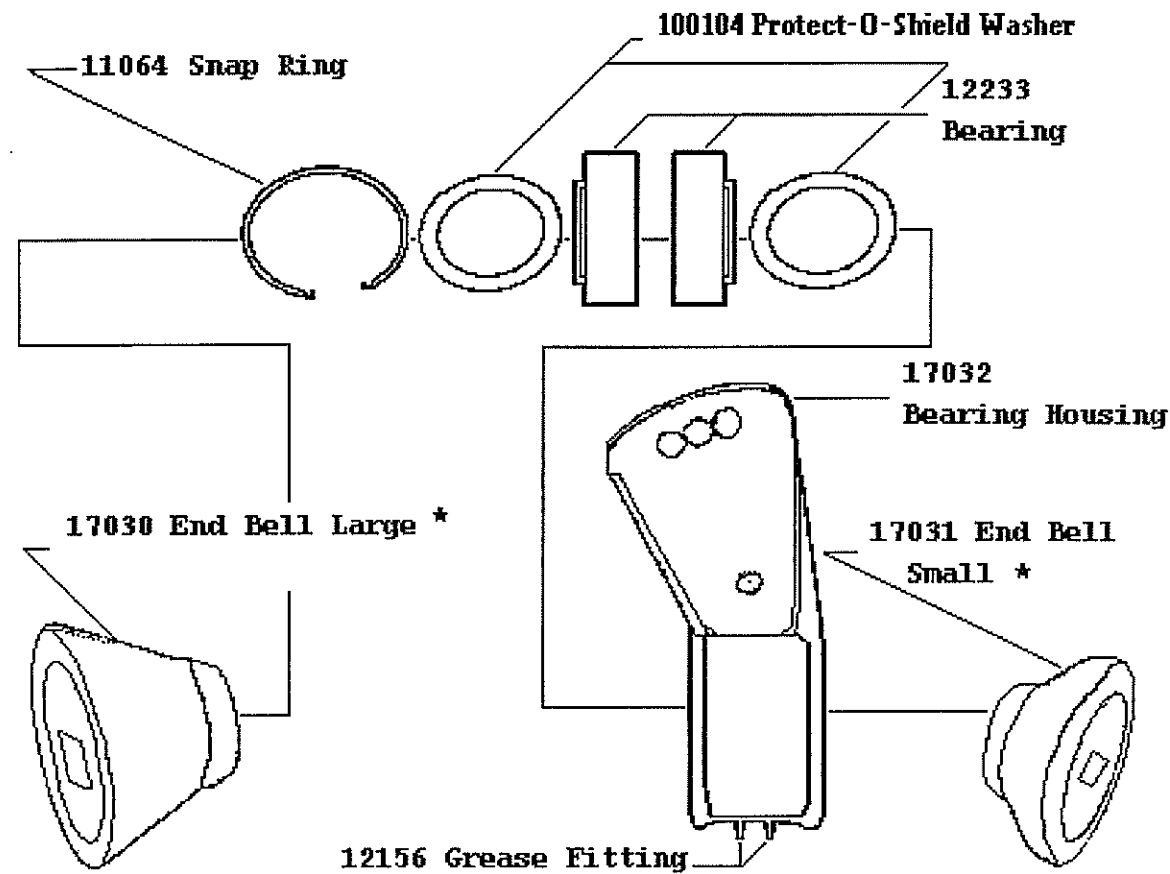
AMCO Manufacturing, Inc.
 P. O. Box 1107, 800 South Industrial Parkway, Yazoo City, MS 39194, USA
 (800) 748-9022 (662) 746-4464 Fax (662) 746-6825
 www.amcomfg.com

AMCO's Exclusive Bedding Hipper Gangs

With Protect-O-Shield® Washers
Featuring a 2-Year Bearing Warranty

LUBRICATION INSTRUCTIONS

Grease each fitting (2) on each gang until grease appears at the Protect-O-Shield® Washer. Grease each gang every 25 hours of operation and at the start and end of each season.



Dealer Net Cost Per Gang for Retrofit of a Customer's Hipper.....\$141.00

Dealer Net Cost Per Gang for Retrofit of a New Hipper on his lot.....\$108.50



800 South Industrial Parkway - P. O. Box 1107
Yazoo City, Mississippi 39194 USA
Wats No. 800-746-9022 --- (601) 746-4464
Fax No. (601) 746-6825

HYDRAULIC LEVEE PLOWS

MODELS "LF6" and "LJ6"

9" or 10-1/2" Spacing
STANDARD SPECIFICATIONS
(Metrics in Parentheses)

AXLES:	1-1/2" square, high carbon cold rolled steel	GANG ANGLE:	18° to 28°
BLADES:	24" x 1/4" (6mm) Plain with 10" back-up blade behind outside blade	TILT INDICATOR:	One to mount with 3" x 8" hydraulic cylinder for adjustments on the go
SCRAPER:	High carbon replaceable and adjustable blades with 3/8" x 2" heat treated spring shanks, mounted to 3" x 2" x 3/8" high carbon angle iron bar with flange lock nuts and 5/8" carriage bolts	MAINFRAME:	7" x 4" x 3/8" tool bar with ASAE Cat. II and Cat. III hitch for quick coupler and conventional three point
GANG TILT:	Hydraulic controlled-on-the-go adjustment	BEARINGS:	Four Protect 'O' Shield, extra heavy duty 1-1/2" square bore, greaseable ball type, toggle mounted, includes zerker guards and wear guards
HYDRAULIC CYLINDERS:	One 3" x 8" and one 3-1/4" x 8" rephasing cylinders to control tilt	SPACING:	9" on LF6, 10-1/2" on LJ6
HYDRAULIC HOSES:	3/8" dia. hoses to mount from hydraulic cylinders to tractor	SPACER SPOOLS:	Fabricated steel
		TRANSPORT WIDTH:	10'6" on 8-blade models 12'6" on 10-blade models
		WRENCH:	One for gang bolt nut

MODEL NO.	Adjustable Cutting Width	No. of Blades	Blade Spacing	Drawbar HP Required	Approximate Weight lbs (kg)	Approximate Suggested List Price
9" SPACING						
LF6-824	8'11" to 9'11"	8	9"	80-125	2060 (934)	\$ 5,532.00
LF6-1024	10'5" to 11'5"	10	9"	90-150	2260 (1025)	5,840.00
10-1/2" SPACING						
LJ6-824	9'5" to 10'5"	8	10-1/2"	85-140	2160 (980)	5,567.00
LJ6-1024	11'1" to 12'1"	10	10-1/2"	100-160	2360 (1070)	5,876.00
OPTIONAL EQUIPMENT						
AD-01-0007	Feathering blade (set of 2) with scraper and back-up blade (Note: Feathering blade requires two drilled and tapped bumper washers #9579A)				Add 74 (34)	Add 328.00
	24" x 1/4" (6mm) cutout blades in lieu of standard 24"				Ded 1.3 (.6) ea	Add 1.25 ea
	26" x 1/4" (6mm) plain blades in lieu of standard 24"				Add 5.8 (2.6) ea	Add 11.95 ea
	26" x 1/4" (6mm) cutout blades in lieu of standard 24"				Add 3.8 (1.7) ea	Add 14.05 ea

OTHER STANDARD FEATURES

- Two parking stands.
- Adjustable cutting width.
- Follow the levee feature-gangs can shift independent from the tractor to follow true on sharply curving levees.
- Gangs easily reverse to tear down levees.
- Ductile iron bearing risers.
- These Levee Plows feature our exclusive Protect 'O' Shield bearing with a TWO year warranty.

AMCO PL Effective January 1, 2001

F.O.B. Yazoo City, Mississippi

SPECIFICATIONS AND PRICES SUBJECT TO CHANGE WITHOUT NOTICE



MANUFACTURING, INC.

AMCO Manufacturing, Inc.

P. O. Box 1107, 800 South Industrial Parkway, Yazoo City, MS 39194, USA
(800) 748-9022 (662) 746-4464 Fax (662) 746-6825
www.amcomfg.com

AMCO's Exclusive Bedding Hippers

With Protect-O-Shield® Washers
Featuring a 2-Year Bearing Warranty

31a

HYDRAULIC HEAVY DUTY -- 1-1/2" SQUARE GANGS STANDARD SPECIFICATIONS

GANGS: 1-1/2" square gang bolt with dual regreasable triple lip sealed ball bearings with Protect-O-Shield® washers. One 18" x 3/16" plain blade and one 20" x 1/4" (6mm) plain blade per gang. Three position angle adjustment. Grease fittings and wear guards standard equipment.

HITCH: A-23 heavy duty mast and yoke type. Fits Cat. II and III standard and quick Coupler.

CYLINDERS: Two 3 1/2" x 16" and all hoses for folding the tool bar. (3000 PSI)

HOLD DOWN KIT & SAFETY TRANSPORT LOCK

SHANKS: Heavy duty high clearance fabricated shanks that allow either staggered or opposed gang setting.

NOTE:
Gauge wheels, scrapers, and row markers are optional equipment and must be ordered separately.

Model No.	Description	Transport Width	Approximate Drawbar HP Required	Approximate Weight	Suggested List Priced
FHB6-5A	6-Row 7" x 7" x 264" Tool Bar Fits row spacing of 38" to 40" DA-14-0036 Sweep Attachment	16' 0"	100-135	3353 396	\$ 8,567.00 1,058.00
FHB8-6A	8-Row 7" x 7" x 346" Tool Bar Fits row spacing of 36" to 40" DA-14-0037 Sweep Attachment	20' 0"	130-180	3692 528	\$ 10,612.00 1,402.00
FHB12-7A	12-Row 7" x 7" x 424" Tool Bar Fits row spacing 30" to 32" DA-14-0039 Sweep Attachment	22' 6"	180-250	4793 792	\$ 14,403.00 1,922.00

HYDRAULIC TOOL BAR CARRIERS

HB6-5A	6-Row Hydraulic Tool Bar Carrier (Less Gangs and Gang Frames)	16' 0"			\$ 3,302.00
HB8-6A	8-Row Hydraulic Tool Bar Carrier (Less Gangs and Gang Frames)	20' 0"			\$ 3,548.00

OPTIONAL EQUIPMENT

Depth gauge wheels include turnbuckle adjustment and 15 x 6 wheels.

DW-10	Pair Depth Gauge Wheels for 7" x 7" Tool Bar		Pr. 204		\$ 694.00
DA-01-0136	Scrapers (Set of 4 for 2 Rows)		14		72.00
	For 16" and 18" plain blades (3/16")	Deduct	per row	- 24	Ded. 42.00
	For 20" and 22" plain blades (1/4" [6mm])	Add	per row	+ 35	Add 44.50

AMCO PL Effective January 1, 1998

F.O.B. Yazoo City, Missis

SPECIFICATIONS AND PRICES SUBJECT TO CHANGE WITHOUT NOTICE



AMCO MANUFACTURING, INC.
800 South Industrial Parkway - P. O. Box 1107
Yazoo City, Mississippi 39194 USA
Wats No. 800-748-9022 --- (601) 746-4464
Fax No. (601) 746-6825

AMCO's Exclusive Bedding Hippers

With Protect-O-Shield® Washers
Featuring a 2-Year Bearing Warranty

30a

RIGID HEAVY DUTY -- 1-1/2" SQUARE GANGS STANDARD SPECIFICATIONS

GANGS: 1-1/2" square gang bolt with dual regreasable triple lip sealed ball bearings with Protect-O-Shield® washers. One 18" x 3/16" plain blade and one 20" x 1/4" (6mm) plain blade per gang. Three position angle adjustment. Grease fitting and wear guards standard equipment.

RIGID HITCH: A-21M2 heavy duty mast and yoke type. Fits Cat. II and III standard and quick Coupler.

SHANKS: Heavy duty high clearance fabricated shanks that allow either staggered or opposed gang setting.

NOTE: Gauge wheels, scrapers, and row markers are optional equipment and must be ordered separately.

Model No.	Description	Transport Width	Approximate Drawbar HP Required	Approximate Weight	Suggested List Price
FB6-5A	6-Row 7" x 7" x 3/8" x 264" Tool Bar Fits row spacing of 36" to 40" DA-14-0032 Sweep Attachment		100-135	2365 396	\$ 6,570.00 1,046.00
FB8-5A	8-Row 7" x 7" x 3/8" x 344" Tool Bar Fits row spacing of 36" to 40" DA-14-0033 Sweep Attachment		130-180	3366	\$ 8,544.00 1,389.00
FB10-5A	10-Row 7" x 7" x 3/8" x 424" Tool Bar Fits row spacing 36" to 40" DA-14-0035 Sweep Attachment		160-210	4164	\$ 10,750.00 2,077.00
FB6-5A	6-Row 7" x 7" x 3/8" x 344" Tool Bar, fits row spacing of 38" to 40" and skip row of 60" to 64" DA-14-0032 Sweep Attachment		100-135	2874 396	\$ 6,850.00 1,046.00
FB8-7A	8-Row 7" x 7" x 3/8" x 280" Tool Bar Fits row spacing of 30" to 32" DA-14-0033 Sweep Attachment		130-180	3180 396	\$ 8,410.00 1,389.00
FB10-7A	10-Row 7" x 7" x 3/8" x 344" Tool Bar Fits row spacing of 30" to 32" DA-14-0034 Sweep Attachment		140-200	3706 660	\$ 10,356.00 1,733.00
FB12-7A	12-Row 7" x 7" x 3/8" x 424" Tool Bar Fits row spacing of 30" to 32" DA-14-0035 Sweep Attachment		180-230	4727 792	\$ 11,666.00 2,077.00
OPTIONAL EQUIPMENT -- Depth gauge wheels include turnbuckle adjustment and 15 x 6 wheels.					
DW-10	Pair Depth Gauge Wheels for 7" x 7" Tool Bar		Pr. 204		\$ 694.00
DA-01-0136	Scraper (Set of 4 for 2 Rows)		14		72.00
	For 16" and 18" plain blades (3/16")	Deduct	per row	- 24	Ded. 42.00
	For 20" and 22" plain blades (1/4" [6mm])	Add	per row	+ 35	Add 44.50

AMCO PL Effective January 1, 1998

F.O.B. Yazoo City, Mississippi

SPECIFICATIONS AND PRICES SUBJECT TO CHANGE WITHOUT NOTICE



AMCO MANUFACTURING, INC.
800 South Industrial Parkway - P. O. Box 1107
Yazoo City, Mississippi 39194 USA
Wats No. 800-748-9022 --- (601) 746-4464
Fax No. (601) 746-6825

AMCO's Exclusive Bedding Hippers

With Protect-O-Shield® Washers
Featuring a 2-Year Bearing Warranty

HYDRAULIC HEAVY DUTY -- 1-1/2" SQUARE GANGS STANDARD SPECIFICATIONS

GANGS: 1-1/2" square gang bolt with dual regreasable triple lip sealed ball bearings with Protect-O-Shield® washers. One 18" x 3/16" plain blade and one 20" x 1/4" (6mm) plain blade per gang. Three position angle adjustment. Grease fittings and wear guards standard equipment.

HITCH: Cat. 3/3N Three Point Hitch

SHANKS: Heavy duty high clearance fabricated shanks that allow either staggered or opposed gang setting.

NOTE:
Gauge wheels, scrapers, and row markers are optional equipment and must be ordered separately.

Model No.	Description	Transport Width	Approximate Drawbar HP Required	Approximate Weight	Suggested List Price
JB12-8A	12-Row Stacker Bar Fits row spacing of 38" to 40"	23'	180-235	10,000	\$ 23,848.00

OPTIONAL EQUIPMENT

Depth gauge wheels include turnbuckle adjustment and 15 x 6 wheels.

W-10	Pair Depth Gauge Wheels for 7" x 7" Tool Bar			Pr. 204	694.00
				14	72.00
SA-01-0136	Scrapers (Set of 4 for 2 Rows)			-24	Ded 42.00
	For 16" and 18" plain blades (3/16")	Deduct	per row	+20	Add 44.50
	For 20" and 22" plain blades (1/4" (6mm))	Add	per row	+14	Add 60.00
	For 20" and 22" cut out blades (1/4" (6mm))	Add	per row		




AMCO PL Effective June 1, 1998

SPECIFICATIONS AND PRICES SUBJECT TO CHANGE WITHOUT NOTICE

F.O.B. Yazoo City, Mississippi

AMCO
MANUFACTURING, INC.

800 South Industrial Parkway
YAZOO CITY, MISSISSIPPI 39194 / (601) 746-4464



MISCELLANEOUS TOOL BAR AND HIPPER EQUIPMENT ^{32a}

With Protect-O-Shield® Washers
 Featuring a 2-Year Bearing Warranty
 Only Available on 1-1/2" Square Gangs

Model No.	Description	Approximate Weight	Suggested List Price
A- FRAMES			
A-21M2	Complete "A" Frame for use on 7" x 7" tool bar (Bdl. No. DE-01-0020)	158	\$ 484.00
A-23	Complete "A" Frame (hydraulic) for use on 7" x 7" tool bar (Bdl. No. DA-01-0096)	334	814.00
A-24	Complete "A" Frame for use on 4" or 7" tool bar. Accepts Cat II or III three point hitch or quick coupler (Bdl. No. DE-01-0104)	150	394.00
SINGLE BLADE GANGS			
DA-02-0523	Gang Assembly with 20" plain blades (1-1/8) Axle	44	\$ 229.00
DA-02-0529	Gang Assembly with 22" x 7 Ga. plain blades (1-1/8) Axle	47	238.00
DA-02-0729	WFP Gang with 22" x 7 Ga. plain blades (1-1/8) Axle	45	233.00
DA-02-2014	WFP Gang with 22" x 1/4" (6mm) plain blades (1-1/2) Axle	76	300.00
DA-02-2114	WFP Gang with 24" x 1/4" (6mm) plain blades (1-1/2) Axle	83	305.00
HIPPER GANGS			
DA-02-0214	Gang Assembly with 16" and 18" plain blades (1-1/8) Axle	61	278.00 \$ 263.00
DA-02-0314	Gang Assembly with 18" and 20" plain blades (1-1/8) Axle	68	278.00
3-02-0129	Gang Assembly with 20" and 22" plain blades (1-1/8) Axle	70	292.00
DA-02-0414	Gang Assembly with 18" plain and 20" C.O. blades (1-1/8) Axle	70	280.00
DA-02-2214	Gang Assembly with 16" and 18" plain blades (1-1/2) Axle	80	327.00
DA-02-2314	Gang Assembly with 18" and 20" plain blades (1-1/2) Axle	92	357.00
DA-02-2414	Gang Assembly with 20" and 22" plain blades (1-1/2) Axle	102	386.00
DA-02-2714	Gang Assembly with 20" and 22" C.O. blades (1-1/2) Axle	99	387.00
DA-02-2814	Gang Assembly with 22" and 24" plain blades (1-1/2) Axle	114	416.00
DA-02-2914	Gang Assembly with 22" and 24" C.O. blades (1-1/2) Axle	110	418.00
DA-01-0136	18 & 20" Square Blades in lieu of 18 & 20" Plain Scrapers (Set of 4 for 2 rows) (1/2) Axle	14	add 2 x 78 / Gang 72.00
DA-01-0111	Wear Guard (Set = 2 Rows)	11	33.00
INDIVIDUAL HIGH CLEARANCE HIPPER SHANKS (Gangs not included)			
DA-01-0051	Combination Long and Short Gang Frame	86	217.00
DA-01-0052	Fabricated Short Gang Frame	40	105.00
DA-01-0053	Fabricated Long Gang Frame (Above Gang Frames for 4" x 7" or 7" x 7" Tool Bar) (U-Bolts and Fasteners must be ordered separately)	71	148.00
DA-01-0110	Hold Down Kit for AMCO Hydraulic Hippers	42	128.00

AMCO PL Effective January 1, 1998

F.O.B. Yazoo City, Mississippi

SPECIFICATIONS AND PRICES SUBJECT TO CHANGE WITHOUT NOTICE



AMCO MANUFACTURING, INC.

800 South Industrial Parkway - P. O. Box 1107
 Yazoo City, Mississippi 39194 USA
 Wats No. 800-748-9022 --- (601) 746-4464
 Fax No. (601) 746-6825

BEDDING HIPPER ASSEMBLIES

W/Protect-O-Shield® Washers

Featuring a 2-Year Bearing Warranty

January 1, 1999

8-ROW 1-1/2" HEAVY DUTY

<u>Req'd.</u>	<u>Part No.</u>	<u>Description</u>	<u>Wt.</u>	<u>Suggested List Each</u>	<u>Extended Totals</u>
16	DA-02-2314	GANG ASSEMBLY 18" & 20" PLAIN BLADES	92#	357.00	5712.00
4	DA-01-0111	WEAR GUARDS (2-ROW SET)	10#	33.00	132.00
7	DA-01-0051	DUAL GANG FRAME	88#	217.00	1519.00
1	DA-01-0052	SHORT GANG FRAME	40#	105.00	105.00
1	DA-01-0053	LONG GANG FRAME	71#	148.00	148.00
1	DA-01-0114	BOX OF U-BOLTS & FASTENERS	87#	318.00	<u>318.00</u>
					7,934.00

10-ROW 1-1/2" HEAVY DUTY

<u>Req'd.</u>	<u>Part No.</u>	<u>Description</u>	<u>Wt.</u>	<u>Suggested List Price</u>	<u>Extended Totals</u>
20	DA-02-2314	GANG ASSEMBLY 18" & 20" PLAIN BLADES	92#	357.00	7140.00
5	DA-01-0111	WEAR GUARDS (2-ROW SET)	10#	33.00	165.00
9	DA-01-0051	DUAL GANG FRAME	88#	217.00	1953.00
1	DA-01-0052	SHORT GANG FRAME	40#	105.00	105.00
1	DA-01-0053	LONG GANG FRAME	71#	148.00	148.00
1	DA-01-0115	BUNDLE OF U-BOLTS & FASTENERS (2 Boxes)	106#	387.00	<u>387.00</u>
					9,898.00

12-ROW 1-1/2" HEAVY DUTY

<u>Req'd.</u>	<u>Part No.</u>	<u>Description</u>	<u>Wt.</u>	<u>Suggested List Price</u>	<u>Extended Totals \$</u>
24	DA-02-2314	GANG ASSEMBLY 18" & 20" PLAIN BLADES	92#	357.00	8568.00
6	DA-01-0111	WEAR GUARDS (2-ROW SET)	10#	33.00	198.00
11	DA-01-0051	DUAL GANG FRAME	88#	217.00	2387.00
1	DA-01-0052	SHORT GANG FRAME	40#	105.00	105.00
1	DA-01-0053	LONG GANG FRAME	71#	148.00	148.00
1	DA-01-0116	BUNDLE OF U-BOLTS & FASTENERS (2 Boxes)	126#	456.00	<u>456.00</u>
					11,862.00

OPTIONAL EQUIPMENT

DA-01-0136	SCRAPERS (SET OF 4 FOR 2-ROWS)	14#		\$72.00
DA-02-2714	GANG ASSEMBLY 20" & 22" CUT-OUT BLADES			387.00

INDIVIDUAL TOOL BARS -- RIGID HIPPER

(Inter-Office Correspondence Only)

<u>Bundle No.</u>	<u>Description</u>	<u>1997 Cost</u>	<u>1997 Sugg. List</u>	<u>Mark Up</u>
DE-01-0009	Tool Bar 7 x 7 x 1/4 - 264"	151.34	416.00	2.75
DE-01-0010	Tool Bar 7 x 7 x 3/8 - 344"	296.99	817.00	2.75
DE-01-0011	Tool Bar 7 x 7 x 3/8 - 424"	363.65	1,000.00	2.75
DE-01-0012	Tool Bar 7 x 7 x 1/4 - 184"	108.61	299.00	2.75
DE-01-0013	Tool Bar 4 x 7 x 1/4 - 184"	82.86	228.00	2.75
DE-01-0014	Tool Bar 4 x 7 x 1/4 - 264"	115.86	319.00	2.75
DE-01-0015	Tool Bar 4 x 7 x 3/8 - 264"	164.48	452.00	2.75
DE-01-0016	Tool Bar 4 x 7 x 3/8 - 344"	212.31	584.00	2.75

TUBING COST . 8/1/97

4 x 7 x 1/4 wt.	4.86/FT.
4 x 7 x 3/8 wt.	7.07/FT.
7 x 7 x 1/4 wt.	6.29 FT.
7 x 7 x 3/8 wt.	9.88/FT.

Effective January 1, 1997
AMCO MANUFACTURING, INC.

BEDDING HIPPER

January 1, 1999

Box of U-Bolts & 7/8" Locknuts for 1-1/2" Axle - 7 x 7 Tool Bar

		<u>Suggested List Ea.</u>
DA-01-0139	For expanding 2-Row	\$ 73.00
DA-01-0113	6-Row Unit	248.00
DA-01-0114	8-Row Unit	318.00
DA-01-0115	10-Row Unit	387.00
DA-01-0116	12-Row Unit	456.00

Above boxes include u-bolts and 7/8" locknuts only for attaching gang frame to tool bar....

DA-01-0111	Wear Guards for expanding 2-Rows	33.00
Da-01-0125	FWFP (includes (1) L.H. & (1) R.H. Wear Guard, U-Bolts & Fasteners)	66.95