

**TYPE WOD, WOD 2  
CARRY-ALL OFFSET  
15" Drop Center Wheels**

# PARTS LIST—Type WOD—WO

Ref. No.	Description	Model WOD 16-Blade		Model WOD 18-Blade		Model WOD 2 20-Blade		Model WOD 2 22-Blade	
		Part No.	No. Req.	Part No.	No. Req.	Part No.	No. Req.	Part No.	No. Req.
1	Pull Tongue	NA-787	1	787	1	787	1	787	1
2	Adj. Plate	NA-2997	2	2997	2	4720	2	4720	2
	Machine Bolt — 3/4" x 4 1/2" USS	10048	2	10048	2	10048	2	10048	2
	Lock Washer — 3/4"	10002	2	10002	2	10002	2	10002	2
	Nut Hex — 3/4" USS	10143	2	10143	2	10143	2	10143	2
	Machine Bolt — 5/8" x 4 1/2" USS	10319	2	10319	2	10319	2	10319	2
	Lock Washer — 5/8"	10010	2	10010	2	10010	2	10010	2
	Hex Nut — 5/8" USS	11029	2	11029	2	11029	2	11029	2
3	Cross Tongue	NA-788	1	788	1	921	1	922	1
	Machine Bolt — 3/4" x 3" USS (P)	11024	2	11024	2	11024	2	11024	2
	Lock Washer — 3/4" (Plated)	10061	2	10061	2	10061	2	10061	2
	Nut Hex — 3/4" (Plated)	10072	2	10072	2	10072	2	10072	2
4	Hose Holder	NA-102	1	102	1	102	1	102	1
	Cotter Pin — 1/4" x 1 1/2"	10075	1	10075	1	10075	1	10075	1
5	Trunnion Stabilizer	NA-774	1	774	1	774	1	774	1
	Machine Bolt (Plated) 5/8" x 1 1/2"	10188	2	10188	2	10188	2	10188	2
	Lock Washer (Plated) 5/8"	11002	2	11002	2	11002	2	11002	2
	Nut Hex (Plated) 5/8" USS	10139	2	10139	2	10139	2	10139	2
6	Rod — Stabilizer Adjusting	NA-2998	1	2998	1	2998	1	2998	1
	Machine Bolt — 5/8" x 3 1/4" USS	10301	1	10301	1	10301	1	10301	1
	Lock Washer — 5/8"	10010	1	10010	1	10010	1	10010	1
	Hex Nut — 5/8" USS	11029	1	11029	1	11029	1	11029	1
	Cotter Pin — 3/16 x 1 1/2"	10027	1	10027	1	10027	1	10027	1
7	Stabilizer Spring	NA-10308	1	10308	1	10308	1	10308	1
	Spring Guide Sleeve	773	1	773	1	773	1	773	1
8	Spring Adjusting	776	2	776	2	776	2	776	2
9	Main Frame	791	1	791	1	923	1	923	1
10	"J" Bolt	5185	4	5185	4	4739	4	4739	4
11	Carriage Bolt — 3/4" x 2" USS					10346	6	10346	6
	Lock Washer — 3/4"					10002	10	10002	10
	Hex Nut — 3/4"					10143	10	10143	10
	Carriage Bolt — 5/8" x 2 1/4" USS	10136	2	10136	2				
11	Carriage Bolt — 5/8" x 1 3/4" USS	10135	4	10135	4				
	Lock Washer — 5/8"	11002	10	11002	10				
	Hex Nut — 5/8"	10139	10	10139	10				
12	Rockshaft	NA-929	1	929	1	930	1	930	1
13	Base — Rockshaft Bearing	NA-3005	4	3005	4	3005	4	3005	4
14	Cap	NA-3004	4	3004	4	3004	4	3004	4
	Machine Bolt — 5/8" x 5 1/2" USS	10067	8	10067	8	10067	8	10067	8
	Lock Washer — 5/8"	10010	8	10010	8	10010	8	10010	8
	Nut Hex — 5/8" USS	11029	8	11029	8	11029	8	11029	8
	Transport Strap	2999	2	2999	2	2999	2	2999	2
	Rivet — 5/8" x 2 1/2"	10031	2	10031	2	10031	2	10031	2
	Cotter Pin — 1/4" x 1 1/2"	10075	2	10075	2	10075	2	10075	2
15	Gang Frame Front	NA-795	1	797	1	925	1	926	1
16	Gang Frame Rear	NA-796	1	798	1	927	1	928	1
	Scraper Front — RH	NA-783	6	783	7	783	8	783	9
	Scraper Front — RH Special	NA-784	1	784	1	784	1	784	1
	Scraper Rear — LH	NA-785	6	785	7	785	8	785	9
	Scraper Rear — LH Special	NA-786	1	786	1	786	1	786	1
	Carriage Bolt W/Nut — 7/16" x 1 1/2"	10068	28	10068	32	10068	36	10068	40
	Lock Washer — 7/16"	10619	28	10619	32	10619	36	10619	40



PLEASE SPECIFY  
TYPE, MODEL, SERIAL NO.

# -Carry-All Offset with 15" drop center wheels

(Continued)		Model WOD 16-Blade		Model WOD 18-Blade		Model WOD 2 20-Blade		Model WOD 2 22-Blade	
		Part No.	No. Req.	Part No.	No. Req.	Part No.	No. Req.	Part No.	No. Req.
17	Bearing Housing — Front Half	257	6	257	6	257	8	257	8
18	Bearing Housing — Rear Half	258	6	258	6	258	8	258	8
	Carriage Bolt — 5/8" x 2 1/2" SAE	10183	12	10183	12	10183	16	10183	16
	Lock Washer — 5/8"	10010	12	10010	12	10010	16	10010	16
	Nut Hex — 5/8" SAE	10187	12	10187	12	10187	16	10187	16
19	Hub W/2 Cups and 5 Lug Bolts	10351	2	10351	2	10351	2	10351	2
20	Cup Inner (Timken — LM 48510)	10352	2	10352	2	10352	2	10352	2
21	Cone Inner (Timken — LM 48548)	10353	2	10353	2	10353	2	10353	2
22	Grease Seal — AFS 2130	11017	2	11017	2	11017	2	11017	2
23	Hub Bolt	10354	10	10354	10	10354	10	10354	10
24	Hub Bolt Nut — (FS 8320)	11046	10	11046	10	11046	10	11046	10
25	Cup Outer (Timken — LM 67010)	10293	2	10293	2	10293	2	10293	2
26	Cone — Outer (Timken — LM 67048)	10295	2	10295	2	10295	2	10295	2
27	Washer Spindle	10355	2	10355	2	10355	2	10355	2
28	Spindle Nut Hex Hd. 3/4" SAE	10290	2	10290	2	10290	2	10290	2
29	Cotter Pin — 3/16" Dia. 1 1/2"	10027	2	10027	2	10027	2	10027	2
30	Hub Cap — (F & H 103969)	10356	2	10356	2	10356	2	10356	2
31	Grease Fitting Straight	10606	2	10606	2	10606	2	10606	2
	Wheel, Drop Center — 15 K 5 Hole	10025	2	10025	2	10025	2	10025	2
32	Gang Bolt	5085	2	5086	2	2118	4	2118	2
	Gang Bolt							2360	2
33	Bumper Washer	2400	2	2400	2	2400	4	2400	4
34	Blade — 22" Cut Out	2444	16	2444	18	2444	20	2444	22
	Blade — 24" Cut Out	2452	16	2452	18	2452	20	2452	22
35	Journal	2437	6	2437	6	2437	8	2437	8
36	Cap Top and Bottom	2435	12	2435	12	2435	16	2435	16
37	Grease Fitting — Straight	10606	12	10606	12	10606	16	10606	16
38	Spacer Spool	2405	8	2405	10	2405	8	2405	12
39	End Gang Washer	2030	2	2030	2	2030	4	2030	4
40	Plate Lock Gang Bolt	2116	2	2116	2	2116	4	2116	4
41	Nut Hex — Gang Bolt — 1 1/8" USS	11035	2	11035	2	11035	4	11035	4
42	Carriage Bolt — 5/8" x 6 1/2" USS	11000	12	11000	12	11000	16	11000	16
43	Lock Washer — 5/8"	10010	12	10010	12	10010	16	10010	16
44	Nut Hex — 5/8"	11029	12	11029	12	11029	16	11029	16
45	*End Bell — Small	2852	6	2852	6	2852	8	2852	8
46	*Housing Bearing	2385	6	2385	6	2385	8	2385	8
47	*Bearing Anti-Friction (W210PP4)	11078	6	11078	6	11078	8	11078	8
48	*Ring Retainer	11005	6	11005	6	11005	8	11005	8
49	*End Bell — Large	2853	6	2853	6	2853	8	2853	8
50	*Spacer Spool	2672	8	2672	10	2672	8	2672	12
51	*Washer End Gang	5092	2	5092	2	5092	4	5092	4
52	*Cut Washer — 1/4"	10077	**	10077	**	10077	**	10077	**
53	*Nut Hex — 1 1/8" USS (Slotted)	10211	2	10211	2	10211	4	10211	4
54	*Cotter Pin — 1/4" x 2"	10087	2	10087	2	10087	4	10087	4
	*Anti-Friction Gangs Only								


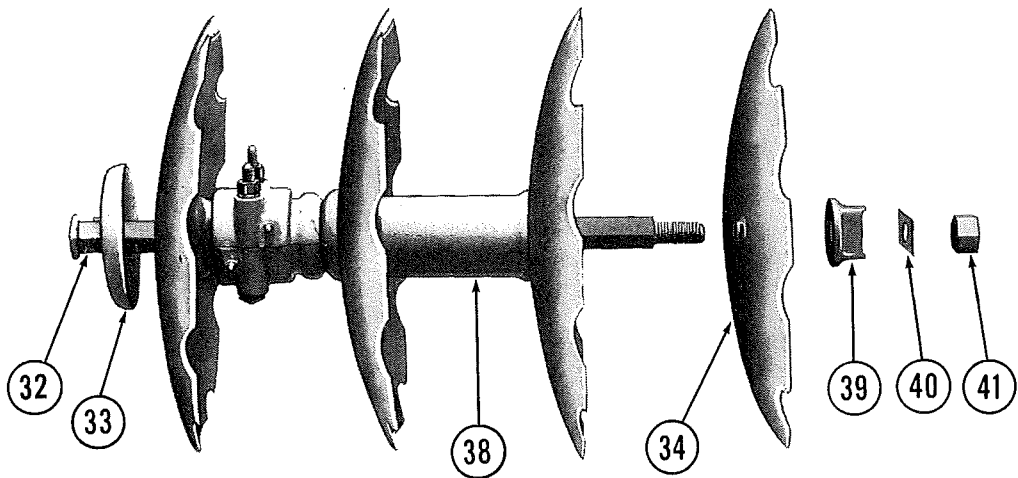
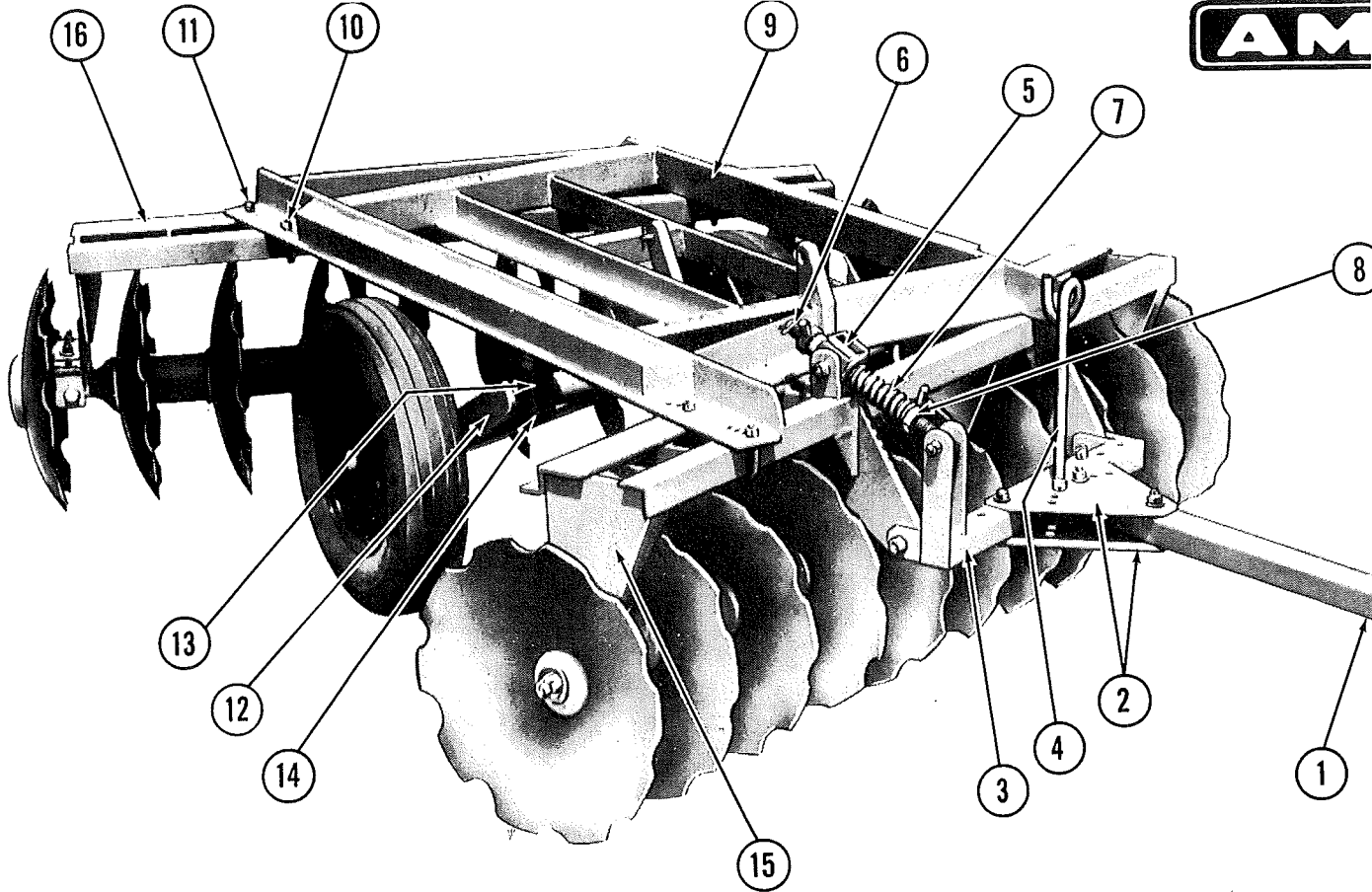
## ALEXANDER MANUFACTURING COMPANY

No. 1 AMCO Drive

Phone 798-4791

Picayune, Miss.









# PARTS LIST—Type WOD—WOD 2

## Carry-All Offset with 15" drop center wheels

