



MANUFACTURING CO.



2025 CATALOG



SCAN TO VISIT
AMCOMFG.COM



ABOUT AMCO

AMCO Manufacturing Company has been making tough tillage tools since 1947. Our equipment is hard at work around the United States, shaping land, preparing seedbeds, and building agricultural water management solutions.

AMCO farm and construction equipment and water management tools give our customers years of dependable performance. Count on AMCO for rugged, high-quality harrows, ditchers, discs, plows, and more—with exceptional service and at a fair price.



FEATURED PRODUCTS

Z-Blade.....	3
Vertical & Offset Rotary Ditchers.....	4-5
3-Point Discs/Lift Harrows.....	6-7
Wheel Offset Harrows.....	8-13
Disc Harrows.....	14-15
Levee Plows.....	16

Terracing Plows.....	17
Bedding Hippers/Toolbars.....	18
Border Plows.....	19
Water Furrow Plows.....	20
Contact AMCO.....	20

Z-BLADE GRADER BLADE



Z-Blade Grader Blade
Model Z-8

Z-BLADE

A versatile grader blade for road crews and ag operations

The AMCO Z-Blade features dual-edged cutting blades and tall side pans that keep material from overflowing, making it a go-to solution for fixing potholes and washouts and leveling roads, driveways, and parking lots. In an ag setting, it can smooth out ruts in turn rows, leading to better soil conditions, a smoother ride for planters, and more uniform planting conditions. The Z-Blade is designed to eliminate washboarding, and it does not leave behind windrows.



Z-BLADE FEATURES:

- › Available in 8'0", 10'0", 12'0", and 14'0" working widths
- › ½" x 6" high-carbon, heat-treated blades are reversible and replaceable
- › Standard 3-point hitch fits category II or III hitches and is quick-hitch compatible
- › Tall side pans with depth adjustment
- › Replaceable skid plates are 3" wide x ¾" thick
- › Frame constructed of 4" x 4" x ¾" steel tubing
- › Approximate maximum engine horsepower: 90–120
- › Weighs approximately 1,025–1,630 lbs.
- › Durable powder-coated finish

The Z-BLADE cuts out high spots and fills low spots. Material builds up on the front blade, then flows up and over the rear blade, spreading evenly for a smooth and level finish grade.



Z-BLADE SPECS

Model	Working Width	Approx. Max. Engine HP	Approx. Weight lbs.
Z-8	8'0"	90	1,025
Z-10	10'0"	100	1,195
Z-12	12'0"	110	1,460
Z-14	14'0"	120	1,630

Specifications subject to change without notice.



VERTICAL & OFFSET ROTARY DITCHERS

DITCHER FEATURES:

- › Concave skid shoe design with quick-adjust ratchet for better tracking and more uniform ditch
- › Ripper shank to loosen tough soils and prolong bearing life
- › Case-hardened dual #80 heavy-duty chain with 16-tooth and 22-tooth drive sprockets
- › Series 55 PTO drivelines with shear bolt protection
- › Cutter heads with 5 heat-treated, replaceable blades
- › A two-year bearing warranty
- › Powder-coated finish that is more durable and environmentally friendly
- › All models fit category II and III hitches and are quick-hitch compatible
- › External idler adjustment for proper chain tensioning



Original Vertical Ditcher



A BETTER DITCHER FROM COUPLER TO CUTTER HEAD

Water management is critical to the success of any operation. If you live in an area with heavy precipitation, you need the ability to direct water away from your crops and clean out roadside ditches. No matter the job, you'll find the right tool in the AMCO ditcher lineup.



Model AD-540-V

ORIGINAL VERTICAL DITCHER

High-performing in dry conditions

Features center cutter head placement and straddles the ditch during cleanout.

PTO Driveline	540 or 1,000
Horsepower	60–150
5-Blade Cutter Head	18"–20" or 24"–26"



Original Vertical Ditcher



Offset Ditcher

OFFSET DITCHER

Outstanding performance in wet conditions and any crop or soil type

Cutter head sits behind left tractor tire, leaving only right tire alongside ditch (no need to straddle ditch).

PTO Driveline	540 or 1,000
Horsepower	60–150
5-Blade Cutter Head	18"–20" or 24"–26"



Model AD-1000-OS

VERTICAL & OFFSET ROTARY DITCHERS



Dominator™

DOMINATOR™ VERTICAL DITCHER

For larger horsepower tractors

Heavy-duty build adds durability and longevity. Features center cutter head placement and straddles ditch during cleanout. Digs wide, shallow ditch that is easy for tractors and sprayers to cross.





Model AD-1000-D

PTO Driveline	1,000
Horsepower	80–200
5-Blade Cutter Head	24"–26"

AMCO Dominator Features and Options

Join AMCO Marketing Manager Charlie Lane as he explains the features and options of the heavy-duty Dominator.



MANUFACTURING CO.
Dominator™
Vertical Rotary Ditcher
Features & Options




Scan the QR code to watch the video on YouTube.

Watch the Dominator in Action

Action shots, in-field footage, and a breakdown of the Dominator's key features.


MANUFACTURING CO.
Dominator™
Vertical Rotary Ditcher



Scan the QR code to watch the video on YouTube.

DOMINATOR EXCLUSIVE FEATURES:

- › All-tube steel 3-point hitch (standard transportation loop welded to top of hitch)
- › 2" x 3" tube steel ripper shank brackets
- › Side access plate for easier maintenance

Note: The hydraulic dirt shield is not being offered at this time.



3-POINT DISCS / LIFT HARROWS



LTF FEATURES:

- › Disc gangs feature maintenance-free bearings with three-year warranty; bearings eliminate possibility of contamination and need for re-lubrication
- › Optional Shock Absorber Bearing Risers relieve shock when disc blade encounters obstacles
- › 18" x ¼" cutout blades on small-frame harrows and 22" x ¼" cutout blades on large-frame harrows
- › Drilled and threaded bumper washers for easy installation of optional feathering blades
- › Gang angles adjust 14°–18° to adapt to any soil conditions
- › Small-frame models fit category I hitches; large-frame models fit category II or III quick hitches
- › 1½" square, high-carbon, cold-rolled steel axles
- › Standard heavy-duty scrapers with replaceable high-carbon blades free blades of soil buildup
- › Optional feathering blades add smoother finish at faster speeds
- › Rugged, tubular, welded, steel-reinforced frame with a durable powder-coated finish



Maintenance-Free Gang Bearings

LTF LIFT DOUBLE OFFSET HARROW

For large ag operations, commercial projects, and hobby farms

The rugged, hardworking LTF Lift Double Offset Harrow is built to make tillage and seedbed preparation go smoothly. It is perfect for maintaining food plots, logging roads, gardens, turn rows, and firebreaks. The LTF is available in six sizes, which means you are guaranteed to find the perfect fit for your operation.



LTF Lift Double Offset Harrow
Model LTF100B-2822

LTF SPECS

SMALL	Model	Cutting Width	No. of Discs	Approx. Engine HP Required*	Approx. Weight lbs.**
	LTF100-1618	6'0"	16	32-47	1,600
	LTF100-2018	7'3"	20	41-52	1,750

LARGE	Model	Cutting Width	No. of Discs	Approx. Engine HP Required*	Approx. Weight lbs.**
	LTF100B-2022	7'3"	20	60	2,450
	LTF100B-2422	8'7"	24	80	2,700
	LTF100B-2822	10'2"	28	100	2,900
	LTF100B-3222	12'0"	32	110	3,131

*Four-wheel drive recommended.
**To calculate weight/blade, divide the approximate weight of the model by the number of disc blades.
Specifications subject to change without notice.



3-POINT DISCS / LIFT HARROWS



LOF LIFT OFFSET HARROW

A harrow that outlasts the competition

AMCO has been building the LOF Lift Offset Harrow for almost 70 years. It is designed to build and maintain food plots, logging roads, gardens, turn rows, and firebreaks. The LOF is also ideal for seedbed preparation, pivot turn management, and much more.



Maintenance-Free
Gang Bearings

LOF Lift Offset
Harrow
Model LOF-2424



TESTIMONIAL

"Man, I love this thing! It has cut my time down to about half to hit all my firebreaks."

-Steve Signor,
SJS Machinery, Inc., Florida

LOF FEATURES:

- › Disc gangs feature maintenance-free bearings with three-year warranty; bearings eliminate possibility of contamination and need for re-lubrication
- › Optional Shock Absorber Bearing Risers relieve shock when disc blade encounters obstacles
- › Standard heavy-duty scrapers with replaceable high-carbon blades free blades of soil buildup
- › 3" x 4" x 1/4" rectangular tubing on main frame and 3" x 5" x 1/4" on gang frame
- › 1 1/2" square, high-carbon, cold-rolled steel axles
- › Standard 3-point hitch fits category II or III hitches and is quick-hitch compatible
- › 24" x 1/2" cutout blades on 9" spacing with 2" step-down blades on right front and right rear
- › Gang angles on front and rear adjust 14°–18° to adapt to any soil conditions
- › Durable powder-coated finish
- › Optional bolt-on attachment feathering blade adds smoother finish at faster speeds
- › Wear guards protect bearing housing

LOF SPECS

Model	Cutting Width	No. of Discs	No. of Bearings	Approx. Engine HP Required	Approx. Weight lbs.*
LOF-2024	7'6"	20	8	70	2,152
LOF-2224	8'3"	22	8	80	2,272
LOF-2424	9'0"	24	8	90	2,392

*To calculate weight/blade, divide the approximate weight of the model by the number of disc blades. Specifications subject to change without notice.

WHEEL OFFSET HARROWS

D41 FEATURES:

- › Six triple-lip sealed, greaseable 1 3/4" round bearings with a two-year warranty
- › Adjustable gang angles on both front and rear gangs
- › 9" blade spacing
- › 15" x 16" wheels feature 6-bolt wheel hubs
- › 3" x 8" hydraulic cylinder with stroke control
- › 1 1/8" square, high-carbon, cold-rolled, finished steel axles
- › Tongue can be adjusted to offset position
- › 18", 20", or 22" blades with adjustable high-carbon steel scrapers
- › Durable powder-coated finish
- › Optional cutout blades in place of plain blades or feathering blades for rear gang
- › Safety chains, tongue jack, and hydraulic hoses included



Triple-Lip Sealed Bearings



D41 Wheel Offset Harrow
Model D41-2222



D41 – Light Duty

A small tillage tool that packs a big punch

The D41 Wheel Offset Harrow is compact but offers the same ruggedness and versatility as AMCO's larger tools. It's a great fit for smaller ag operations, residential gardens, commercial landscaping, and food plots.

D41 SPECS

Model	Cutting Width*	No. of Discs	No. of Bearings	Approx. Engine HP Required	Approx. Weight lbs.**
D41-1622	6'0"	16	6	34-54	1,867
D41-1822	6'9"	18	6	41-61	1,952
D41-2022	7'6"	20	6	47-68	2,102
D41-2222	8'3"	22	6	61-81	2,252
D41-2422	9'0"	24	8	74-95	2,402

*Transport width is cutting width plus 6".
**To calculate weight/blade, divide the approximate weight of the model by the number of disc blades.
Specifications subject to change without notice.

WHEEL OFFSET HARROWS

F41 Wheel
Offset Harrow
Model F41-2022



Maintenance-Free
Gang Bearings



F41



J41

F41 / J41 – General Purpose

Prep the perfect seedbed

AMCO's F41 and J41 Wheel Offset Harrows are specifically designed to effectively cut and size residue, eliminate clumps, and break up compacted soil so you can build the ideal seedbed.

F41 SPECS

Model	Cutting Width	No. of Discs	No. of Bearings	Approx. Engine HP Required	Approx. Weight lbs.*
F41-1822	6'9"	18	6	68-88	2,428
F41-2022	7'6"	20	6	75-95	2,568
F41-2222	8'3"	22	8	81-101	2,801
F41-2422	9'0"	24	8	88-108	2,922
F41-2622	9'9"	26	8	95-115	3,036
F41-2822	10'6"	28	8	101-122	3,257

J41 SPECS

Model	Cutting Width	No. of Discs	No. of Bearings	Approx. Engine HP Required	Approx. Weight lbs.*
J41-1624	7'0"	16	6	68-88	2,592
J41-1824	7'10"	18	6	74-95	2,739
J41-2024	8'8"	20	6	81-101	2,905
J41-2224	9'6"	22	8	88-108	3,154
J41-2424	10'4"	24	8	95-115	3,345

*To calculate weight/blade, divide the approximate weight of the model by the number of disc blades. Specifications subject to change without notice.

F41 & J41 FEATURES:

- › Disc gangs feature maintenance-free bearings with three-year warranty; bearings eliminate possibility of contamination and need for re-lubrication
- › F41 equipped with 22" x ¼" cutout blades
- › J41 equipped with 24" x ¼" cutout blades
- › Features a backup disc behind the front right blade, providing extra surface area to support the cutting blade
- › 9" blade spacing on the F41; 10½" blade spacing on the J41
- › Adjustable tongue with jack and adjustable gang angle (17°–23°) on front and rear gangs
- › Standard heavy-duty scrapers with replaceable high-carbon blades free blades of soil buildup
- › 15" x 6" wheels feature 6-bolt wheel hubs
- › 4" x 8" hydraulic cylinder (3,000 PSI) with hoses to tractor
- › Durable powder-coated finish
- › Optional spring-loaded shock absorber gang with 24" x ¼" cutout blades and feathering blades with scraper for rear gang
- › Includes safety chains, slow-moving placard, and light kits for added security

WHEEL OFFSET HARROWS

F42 Wheel Offset Harrow
Model F42-2824

Maintenance-Free Gang Bearings



F42



J42

J42 Wheel Offset Harrow
Model J42B-2824



F42 / J42 – Heavy-Duty Primary Tillage

Cut through residue with ease

AMCO's F42 and J42 Wheel Offset Harrows are heavier-duty options that cut and size residue and loosen packed soil while breaking up clumps. These harrows are versatile and can be used for a wide variety of applications, including seedbed preparation.

F42 & J42 FEATURES:

- › $\frac{3}{16}$ " x $6\frac{1}{2}$ " x 8" high-carbon steel, replaceable, adjustable scraper blades mounted on bars of $2\frac{1}{2}$ " x $2\frac{1}{2}$ " square tubing; scrapers are attached to $2\frac{1}{2}$ " x $\frac{1}{2}$ " thick arms with heavy-duty U-bolts
- › $1\frac{1}{2}$ " square, high-carbon, cold-rolled steel axles
- › Standard unit comes with 24" x $\frac{1}{4}$ " plain or cutout blades; optional 26" x $\frac{1}{4}$ " plain or cutout blades available
- › 9" blade spacing on the F42; 10 $\frac{1}{2}$ " blade spacing on the J42
- › Heavy-duty 3,000 PSI hydraulic cylinders adjust cutting depth and raise disc for transport
- › Positive screw-type depth control maintains set cutting depth
- › Dual 9.5L tires on 15" x 8" 6-bolt wheels improve flotation
- › Heavy-duty rigid bearing risers; Shock Absorber Bearing Risers optional
- › Adjustable 88 $\frac{1}{2}$ " tongue with base hitch and tongue jack
- › Wear guards protect bearing housing from excessive wear
- › Backup blades provide added support for working blades

F42 SPECS

	Model	Cutting Width	No. of Discs	No. of Bearings	Approx. Engine HP Required	Approx. Weight lbs.*
50" Main Frame	F42-2224	8'3"	22	8	95-122	4,146
	F42-2424	9'0"	24	8	108-142	4,290
	F42-2824	10'6"	28	8	122-162	4,785
	F42-3224	12'0"	32	10	135-190	5,223
86" Main Frame	F42B-3224	12'0"	32	10	149-203	6,424
	F42B-3624	13'6"	36	12	162-216	6,708
	F42B-4024	15'0"	40	12	182-236	7,008
	F42B-4424**	16'6"	44	14	203-257	8,057
	F42B-4824**	18'0"	48	16	216-270	8,341

J42 SPECS

	Model	Cutting Width	No. of Discs	No. of Bearings	Approx. Engine HP Required	Approx. Weight lbs.*
50" Main Frame	J42-2024	8'8"	20	6	101-128	3,937
	J42-2424	10'4"	24	8	122-162	4,614
	J42-2824	12'0"	28	10	135-176	5,037
86" Main Frame	J42B-2824	12'0"	28	10	149-189	6,063
	J42B-3224	13'8"	32	12	169-203	6,558
	J42B-3624**	15'4"	36	12	189-236	6,910
	J42B-4024**	17'0"	40	12	216-257	7,803
	J42B-4424**	18'8"	44	16	236-277	8,389
	J42B-4824**	20'6"	48	16	257-297	8,741

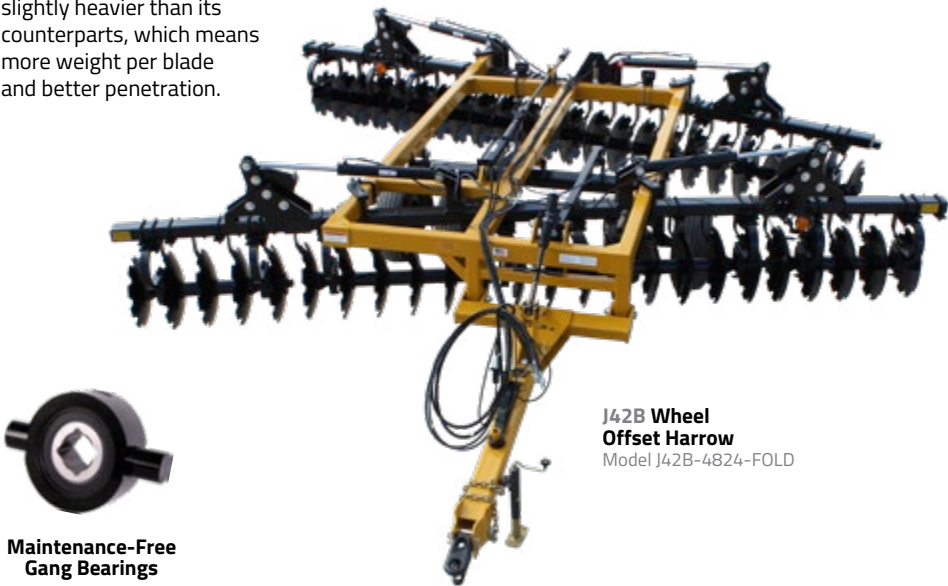
*To calculate weight/blade, divide the approximate weight of the model by the number of disc blades.

**Equipped with auxiliary frames, clamps, and dual 11L tires on 8-hole hubs with 15" x 10" wheels. Specifications subject to change without notice.

Folding J42B – Heavy-Duty Primary Tillage

Cut through residue then fold for transport

Like the F42/J42, the Folding J42B Wheel Offset Harrow easily cuts through tough residue. Then, it folds to a 15'0" transport width for easier and safer road travel. The Folding J42B is also slightly heavier than its counterparts, which means more weight per blade and better penetration.



J42B Wheel Offset Harrow
Model J42B-4824-FOLD



Maintenance-Free Gang Bearings



J42B Wheel Offset Harrow
Model J42B-4824-FOLD

FOLDING J42B SPECS

MODEL	Cutting Width	No. of Discs	No. of Bearings	Approx. Engine HP Required	Approx. Weight lbs.*
J42B-4424-FOLD**	18'8"	44	16	236-277	9,450
J42B-4824-FOLD**	20'6"	48	16	257-297	10,100

*To calculate weight/blade, divide the approximate weight of the model by the number of disc blades.
**Equipped with auxiliary frames, clamps, and dual 11L tires on 8-hole hubs with 15" x 10" wheels.
Specifications subject to change without notice.

WHEEL OFFSET HARROWS



FOLDING J42B FEATURES:

- › Same standard specs and options as J42
- › Dual 15" x 10" wheels with 11L tires on 8-bolt hubs
- › One 4" x 16" wheel lift cylinder and four 3" x 24" wing fold cylinders (all 3,000 PSI)
- › Transport width of 15'0"
- › Main frame is 86" wide



WHEEL OFFSET HARROWS



J44 Wheel Offset Harrow

J43 & J44 FEATURES:

- › $\frac{3}{16}$ " x $6\frac{1}{2}$ " x 8" high-carbon steel, replaceable, adjustable scraper blades mounted on bars of $2\frac{1}{2}$ " x $2\frac{1}{2}$ " square tubing; scrapers are attached to $2\frac{1}{2}$ " x $\frac{1}{2}$ " thick arms with heavy-duty U-bolts
- › $1\frac{1}{2}$ " square, high-carbon, cold-rolled steel axles
- › Standard unit comes with 24" diameter x $\frac{1}{4}$ " thick plain blades with diminishing leveling blades; optional blade diameters and thicknesses available
- › $10\frac{1}{2}$ " blade spacing
- › Heavy-duty 3,000 PSI hydraulic cylinders adjust cutting depth and raise disc for transport
- › Positive screw-type depth control maintains set cutting depth
- › Dual 9.5L tires on 15" x 8" 6-bolt wheels improve flotation
- › Shock Absorber Bearing Risers prevent damage from rocks and stumps
- › Adjustable $88\frac{1}{2}$ " tongue with base hitch and tongue jack
- › Wear and zerk guards protect bearing housings and grease fittings
- › Backup blades provide added support for working blades

TESTIMONIAL

"We love our new AMCO disc. It performs as promised and works great in tough environments, such as running it over former timberland areas and other new ground applications. It is well-built and can handle the work."

-Chuck Bell, Mississippi



J43 / J44 – Extra-Heavy-Duty Primary Tillage

Handle tough tillage conditions

AMCO's J43 and J44 Wheel Offset Harrows are a solid option for cutting and sizing tough, heavy residue. These harrows will break up difficult clumps and loosen tightly compacted soil as you build your seedbed.



Greaseable
2 $\frac{1}{2}$ " Bearings
With Sleeve
Reinforcement

J44 Wheel
Offset Harrow
Model J44-2424

J43 SPECS

	Model	Cutting Width	No. of Discs	No. of Bearings	Approx. Engine HP Required	Approx. Weight lbs.*
50" Main Frame	J43-2024	8'8"	20	6	115-135	4,303
	J43-2424	10'4"	24	8	122-162	5,036
	J43-2824	12'0"	28	10	149-189	5,617
86" Main Frame	J43B-2824	12'0"	28	10	162-203	6,616
	J43B-3224	13'8"	32	12	176-230	7,213
	J43B-3624**	15'4"	36	12	189-243	8,074
	J43B-4024**	17'0"	40	12	216-270	8,533
	J43B-4424**	18'8"	44	16	243-304	9,283

J44 SPECS

	Model	Cutting Width	No. of Discs	No. of Bearings	Approx. Engine HP Required	Approx. Weight lbs.*
50" Main Frame	J44-2024	8'8"	20	6	128-162	4,464
	J44-2424	10'4"	24	8	149-176	5,222
86" Main Frame	J44B-2824	12'0"	28	10	162-216	6,848
	J44B-3224	13'8"	32	12	176-230	7,467
	J44B-3624**	15'4"	36	12	189-243	8,406
	J44B-4024**	17'0"	40	16	216-270	9,221
	J44B-4424**	18'8"	44	16	243-304	9,626

*To calculate weight/blade, divide the approximate weight of the model by the number of disc blades.
 **Equipped with auxiliary frames, clamps, and dual 11L tires on 8-hole hubs with 15" x 10" wheels.
 Specifications subject to change without notice.

WHEEL OFFSET HARROWS



G2 FEATURES:

- › Standard 32" x $\frac{3}{8}$ " cutout blades with backup blades; welded spacer spools provide longer life
 - Other blade options: 36" x $\frac{1}{2}$ " cutout blades; 32" x $\frac{3}{8}$ " smooth blades; feathering blade with scraper for rear gang*
- › 12 $\frac{1}{2}$ " blade spacing
- › Dual spring stabilizers level unit in changing ground conditions and absorb rough terrain
- › Extra-heavy-duty 2 $\frac{1}{4}$ " round axles with thread and nut covers ensure problem-free work; wrench included
- › 2 $\frac{3}{4}$ " triple-lip sealed, greaseable, ball-type, toggle-mounted Protect-O-Shield® Bearings
- › Adjustable disc gang angle (20° to 27°) controls aggressiveness of cut
- › DIAL-A-DEPTH ensures plowing at desired depth
- › $\frac{3}{16}$ " x 6 $\frac{1}{2}$ " x 8" scraper blades welded to 3" x $\frac{5}{8}$ " arm; scrapers mount to 3" x 3" x $\frac{1}{2}$ " angle iron bolted to arm
- › Weight per blade: 379 to 550 pounds, depending on unit
- › Transporting lockout, safety chains, slow-moving placard, and light kits
- › Three tongue settings for left and right offset positions
- › Dual 15" x 10" wheels with extra-heavy-duty 8-bolt hubs and 12 $\frac{1}{2}$ " x 15" 12-ply tires allow positive depth control and make between-field movement easy; includes heavy-duty 5" diameter rock-shaft pivots on greaseable pillow block bearings
- › Main frame constructed of 8" x 6" x $\frac{1}{2}$ " steel tubing with a powder-coated finish for enhanced durability



G2 – Construction / New Ground

AMCO's most massive tool

The dependable and rugged G2 Wheel Offset Harrow is designed for challenging conditions like breaking new ground and heavily wooded site preparation. It's also built to withstand the toughest construction industry tasks.



Greaseable
2 $\frac{1}{4}$ " Bearings
With Sleeve
Reinforcement



G2 Wheel
Offset Harrow
Model G2-2432

G2 SPECS

Model	Cutting Width	No. of Discs	No. of Bearings	Approx. Engine HP Required		Approx. Weight lbs.*
				Crawler	Rubber-Tired	
G2-2032	10'4"	20	8	135-162	202-243	10,179
G2-2432	12'4"	24	12	149-176	216-264	11,767
G2-2832	14'4"	28	12	162-203	243-304	12,508
G2-3232	16'4"	32	16	189-236	284-365	14,113
G2-3632	18'4"	36	16	216-270	324-405	14,821

*Weights shown for models with 32" blades. Add 50 lbs. per blade for models with 36" blades. Specifications subject to change without notice.



DISC HARROWS



F17 FEATURES:

- › Disc gangs feature maintenance-free bearings with three-year warranty; bearings eliminate possibility of contamination and need for re-lubrication
- › Wear guards protect bearing housing
- › 1½" square, high-carbon, cold-rolled steel axles
- › 70" pull tongue with tongue jack and reversible clevis
- › ¾" x 6½" x 8" high-carbon steel, replaceable, adjustable scraper blades mounted on bars of 2½" x 2½" square tubing; scrapers attached to 2½" x ½" thick arms with heavy-duty U-bolts
- › Standard 22" x ¼" plain or cutout blades on 9" spacing; 24" blades optional
- › Standard gang bolt wrench, light kit, and a 4" x 8" (3,000 PSI) hydraulic cylinder with stroke control and hose bundle to tractor
- › Optional dual wheels in place of single wheels on 9'3", 10'6", and 12'0" models
- › Optional Shock Absorber Bearing Risers relieve shock when disc blades encounter obstacles
- › Adjustable gang angle



F17

A non-folding option for breaking and smoothing soil

Every farming operation is different. That's why the F17 Double Offset Tandem Disc Harrow is available in a wide range of sizes. It's a versatile and dependable choice for seedbed preparation.



Maintenance-Free
Gang Bearings




**F17 Double Offset
Tandem Disc
Harrow**
Model F17-3822

F17 SPECS

Model	Cutting Width	No. of Discs	No. of Bearings	Approx. Engine HP Required	Approx. Weight lbs.*
F17-2622	9'3"	26	8	68-101	3,414
F17-3022	10'6"	30	8	81-108	3,698
F17-3422	12'0"	34	8	95-122	3,982
F17-3822**	13'6"	38	12	108-135	4,816
F17-4222**	15'0"	42	12	122-155	5,130
F17-4622**	16'6"	46	12	142-176	5,644

*To calculate weight/blade, divide the approximate weight of the model by the number of disc blades.
**Includes 2 outrigger bars, clamps, and dual 9.5L tires on 15" x 8" wheels.
Specifications subject to change without notice.

DISC HARROWS



**F15B Double Offset
Tandem Disc Harrow**
Model F15B-6622




**Maintenance-Free
Gang Bearings**

F15 / F15B

**Create a berm-free seedbed with
folding flexwings**

AMCO's F15 and F15B Double Offset Tandem Disc Harrows are equipped with folding wings that flex and follow the soil contour, easily smoothing the soil to build a berm-free seedbed. Overlapping front discs cut through soil and residue, while the flow of soil off the staggered rear disc gangs fills in the center furrow. The result? Even performance and a perfect seedbed.



**F15 Double Offset
Tandem Disc Harrow**
Model F15-10624

F15 & F15B SPECS

Model	Cutting Width	Transport Height	No. of Discs	No. of Bearings	Approx. Engine HP Required	Approx. Weight lbs.*
Workhorse - 12'6" Transport Width						
F15B-4622	16'6"	9'6"	46	16	155-176	6,705
F15B-5022	18'0"	10'3"	50	16	162-189	7,419
F15B-5422	19'6"	11'0"	54	16	169-203	7,693
F15B-5822	21'0"	11'9"	58	16	182-223	8,346
F15B-6622	24'0"	12'6"	66	20	202-243	9,306
Heavy Duty - 14'6" Transport Width						
F15-6624	24'0"	11'0"	66	20	230-275	11,591
F15-7424	27'0"	12'0"	74	22	243-297	12,283
F15-8224	30'0"	13'3"	82	22	256-318	12,935
Giant - 17'6" Transport Width						
F15-9424	34'6"	14'0"	94	26	310-378	15,423
F15-10624	39'0"	15'9"	106	30	337-405	16,671

*To calculate weight/blade, divide the approximate weight of the model by the number of disc blades. Specifications subject to change without notice.

F15 & F15B FEATURES:

- Disc gangs feature maintenance-free bearings with three-year warranty; bearings eliminate possibility of contamination and need for re-lubrication
- 1½" square, cold-rolled, high-carbon steel axles
- 9" blade spacing and welded steel spacer spools
- Standard 24" smooth blades with three diminishing blades on the rear gangs on the F15; 22" or 26" blade sizes available
- Standard 22" smooth blades on the F15B (tapered blades on rear gangs); 24" or 26" blade sizes available
- ¾" x 6½" x 8" high-carbon steel, replaceable, adjustable scraper blades mounted on bars of 2½" x 2½" square tubing; scrapers attached to 2½" x ½" thick arms with heavy-duty U-bolts
- Hydraulic hoses complete to front of main frame
- 90" tongue with jack enables sharper turns on dual-wheel tractors
- Adjustable clevis of ductile iron with transport adapter
- 15" x 10" 8-hole wheels and 8-hole hubs are standard equipment on 94-blade and 106-blade F15 models (center section only)
- Optional Shock Absorber Bearing Risers relieve shock when disc blades encounter obstacles

**Great for primary
or secondary tillage
and incorporating
chemicals or
residue.**



**F15 Double Offset
Tandem Disc Harrow**

LEVEE PLOW



Optional tapered blades



LEVEE PLOW FEATURES:

- › Exclusive Follow-the-Levee feature allows gangs to shift independently from tractor to follow sharply curving levee lines
- › Disc gangs feature maintenance-free bearings with three-year warranty; bearings eliminate possibility of contamination and need for re-lubrication
- › Main frame 7" x 4" x $\frac{3}{8}$ " toolbar and $\frac{1}{2}$ " square, high-carbon, cold-rolled steel axles
- › Gang angles are easily adjustable with pins from 18° to 28°
- › Hitch designed to accommodate category II and III hitches for quick couplers and conventional 3-point hitches
- › High-carbon, replaceable, and adjustable blades with $\frac{3}{8}$ " x 2" heat-treated spring steel shanks, mounted to 3" x 2" x $\frac{3}{8}$ " high-carbon angle iron bars
- › Adjustable telescoping frames for narrow or wide-based levees
- › Standard 24" x $\frac{1}{4}$ " blades with 10" backup blade on end blade of each gang
- › Optional equipment: Manual control ratchet jacks, 24" x $\frac{1}{4}$ " cutout blades, 26" x $\frac{1}{4}$ " cutout blades, 26" x $\frac{1}{4}$ " plain blades, feathering blade set (2) with backup blade



LJ6 Levee Plow
Model LJ6-824



Maintenance-Free
Gang Bearings

LEVEE PLOW

Build levees in fewer passes

AMCO's Levee Plows set a new standard in the rice industry. Available in either manual or hydraulically controlled models, our Levee Plows feature on-the-go gang tilt adjustments that growers can control from the tractor seat. That adds up to fewer passes, saving both time and fuel.

LEVEE PLOW SPECS

Model		Adjustable Cutting Width	No. of Discs	Blade Spacing	Approx. Engine HP Required	Approx. Weight lbs.*
Hydraulic	Manual					
LF6-824	MLF6-824	8'11" to 9'11"	8	9"	108-169	2,060
LF6-1024	MLF6-1024	10'5" to 11'5"	10	9"	122-203	2,260
LF6-1224	MLF6-1224	11'11" to 12'11"	12	9"	135-236	2,460
LJ6-824	MLJ6-824	9'5" to 10'5"	8	10½"	115-189	2,160
LJ6-1024	MLJ6-1024	11'1" to 12'1"	10	10½"	135-216	2,360
LJ6-1224	MLJ6-1224	12'9" to 13'9"	12	10½"	155-243	2,560

*To calculate weight/blade, divide the approximate weight of the model by the number of disc blades. Specifications subject to change without notice.

TERRACING PLOWS



Terrace created by AMCO Terracing Plow

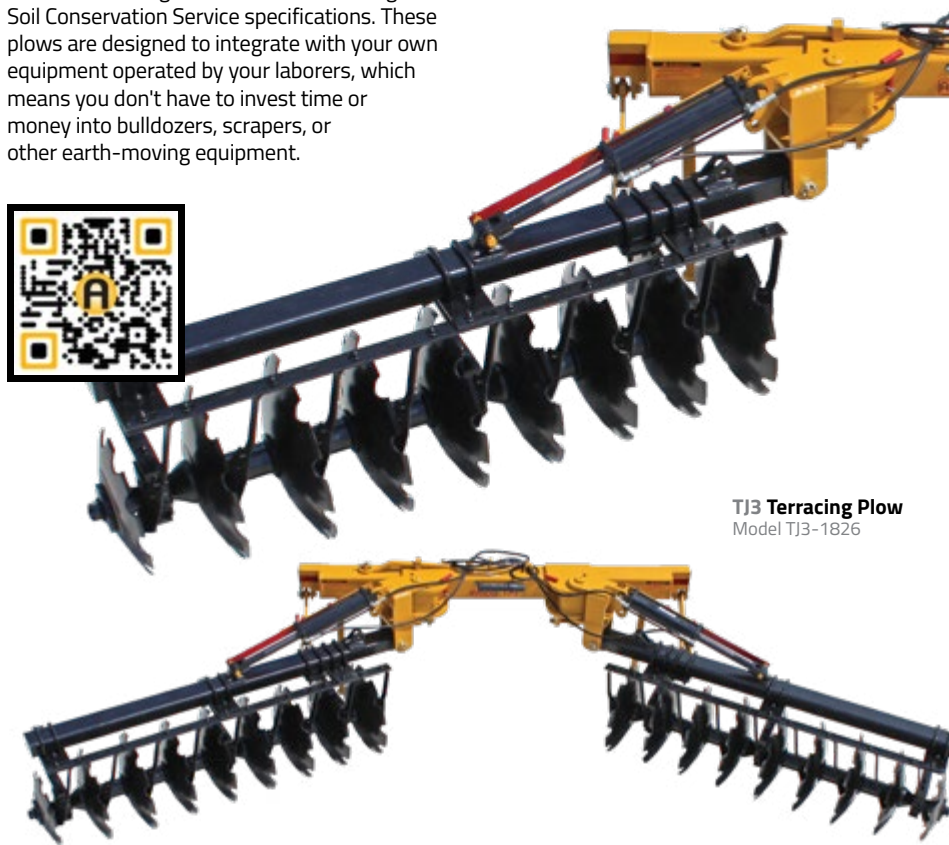
TERRACING PLOW

Build 1,000 feet of terraces per hour

You can quickly build or refurbish terraces with AMCO's Terracing Plows, all while working within Soil Conservation Service specifications. These plows are designed to integrate with your own equipment operated by your laborers, which means you don't have to invest time or money into bulldozers, scrapers, or other earth-moving equipment.



**Maintenance-Free
Gang Bearings**



TJ3 Terracing Plow
Model TJ3-1826

TERRACING PLOW FEATURES:

- › 1½" square, high-carbon, cold-rolled steel axles
- › Extra-heavy-duty 7" x 7" x ¾" main frame features category III 3-point hitches; quick-hitch compatible
- › Disc gangs feature maintenance-free bearings with three-year warranty; bearings eliminate possibility of contamination and need for re-lubrication
- › 26" x ¼" cutout or smooth blades with 10" backup blades on inside and outside blades; two 20" x ¼" end blades with 10" backup blades
- › Gang angle adjustable from 21° to 29°
- › ¾" x 6½" x 8" high-carbon steel, replaceable, adjustable scraper blades mounted on bars of 2½" x 2½" square tubing; scrapers attached to 2½" x ½" thick arms with heavy-duty U-bolts
- › Two 4" x 16" independent 3,000 PSI hydraulic cylinders and four ¾" diameter hoses to mount from hydraulic cylinders to tractor
- › Tilt indicator allows positive setting of gangs from driver's seat at desired tilt; hydraulically controlled from 18° down to 43° up
- › Transport width of 9'0"

TERRACING PLOW SPECS

Features	Model TJ3-1826
Cutting Width	16'10"
No. of Discs	18
No. of Bearings	6
Approx. Engine HP Required	176–270
Approx. Weight lbs.*	3,212

*To calculate weight/blade, divide the approximate weight of the model by the number of disc blades. Specifications subject to change without notice.




BEDDING HIPPER / TOOLBARS



Optional sweep attachment kits

TOOLBAR FEATURES:

- › Folding models designed for easy transport and storage; dual folds flat, single folds to 90°
- › Dual toolbar features locking-style hinge that engages during hydraulic folding process to keep wings from floating up during operation
- › All-welded, heavy-duty, high-clearance gang frames attach to toolbar with two $\frac{7}{8}$ " heat-treated U-bolts
- › Adjustable gangs offer three different angle settings to achieve desired seedbed height and maximize performance in low or high residue
- › Features 3-point hitch for category 3N, 3, and 4N hitches
- › Gangs can be staggered for extreme residue conditions or opposed for normal operation
- › Rugged, tubular, welded, steel-reinforced frame with a durable powder-coated finish



Hydraulic Toolbar



Hydraulic Toolbar
Model DFBH41-12-1820S-38



BEDDING HIPPER / RIGID & HYDRAULIC TOOLBARS

A custom-built solution for your operation

Every crop, technique, and region is unique. That's why AMCO offers Heavy-Duty Toolbars and High-Clearance Bedding Hipper Assemblies that can be built to fit your needs. These tools perform in high-residue conditions and offer trouble-free seedbed preparation.



Greaseable Bearings (two bearings per housing)



TOOLBAR OPTIONS

Model	Working Width	Transport Width	Description	Rows and Spacing
Rigid Toolbar				
RBH6	22'0"	22'0"	Single toolbar, 7" x 7" x $\frac{7}{8}$ "	Fits row spacing of 36"–42" for 6-row
RBH8	28'8"	28'8"	Single toolbar, 7" x 7" x $\frac{1}{2}$ "	Fits row spacing of 36"–42" for 8-row
Hydraulic Folding Toolbar				
FBH8	28'8"	20'0"	Single toolbar, 7" x 7" x $\frac{1}{2}$ ", vertical folding	Fits row spacing of 36"–42" for 8-row
DFBH31	30'7"	16'0"	Dual toolbar, 7" x 7" x $\frac{7}{8}$ ", flat folding	Fits row spacing of 30" for 12-row, 36" for 10-row, or 38"–40" for 8-row
DFBH41	41'5"	21'0"	Dual toolbar, 7" x 7" x $\frac{7}{8}$ ", flat folding	Fits row spacing of 36"–40" for 10- or 12-row, or 30" for 16-row

BEDDING HIPPER ASSEMBLY OPTIONS

Blade Configuration	Blade Options
Single Blade	Cutout or smooth blades; choose from 16", 18", 20", 22", or 24" blades
Double Blade	Cutout or smooth blades, paired to order; choose from 16", 18", 20", 22", or 24" blades

Specifications subject to change without notice.

BORDER PLOWS



Border Plow
Model BP-6



Features cutout blades and diminishing blades



BORDER PLOW

A specialty water management tool

Our Border Plow is designed to excel in high-residue bedding operations that call for raised beds of different widths. It is also the perfect solution for building borders and levees around your fields.



Greaseable Bearings (two bearings per housing)



BORDER PLOW FEATURES:

- › Main frame is dual 4" x 7" x ¼" toolbars (80" wide)
- › 9" blade spacing
- › 1½" square axles and Protect-O-Shield® Bearings to eliminate blown seals and prevent wrap damage; backed by AMCO's exclusive two-year warranty; each housing features two bearings for added durability
- › 7'0" transport width
- › 3-point hitch fits category II and III hitches (quick-hitch compatible)
- › Two 3-blade gangs: 26" x ⅝" cutout blade on inside with 24" x ¼" and 22" x ¼" diminishing blades (other blade size options available)
- › Heavy-duty, high-clearance fabricated gang risers
- › Adjustable gangs have 3-position angle adjustment
- › Gang centers are adjustable
- › Comes with two parking stands

BORDER PLOW SPECS

Model	No. of Discs	No. of Bearings	Approx. Engine HP Required	Approx. Weight lbs.*
BP-6	6	4	50-100	885

*To calculate weight/blade, divide the approximate weight of the model by the number of disc blades. Specifications subject to change without notice.

WATER FURROW PLOWS

WATER FURROW PLOW FEATURES:


- › Powder-coated 4" x 7" toolbar (110" or 180" long)
- › Two fabricated long gang frame shanks
- › Comes with standard parking stands
- › 1½" square axles and Protect-O-Shield® Bearings to eliminate blown seals and prevent wrap damage; backed by AMCO's exclusive two-year warranty; each housing features two bearings for added durability
- › Standard 22" x ¼" smooth/plain disc blades
- › Optional: 24" x ¼" smooth/plain disc blades, notched/cutout blades
- › A-frame hitch accepts category I, II, and III hitches; quick-hitch compatible



WATER FURROW PLOW

A fast, economical solution for wet fields

Standing water prevents you from planting in a timely manner and can lead to yield-robbing delays. AMCO's Water Furrow Plow flips dirt aside so water can drain away, offering the performance of a PTO-driven ditcher at a more affordable price point.



Water Furrow Plow
Model WFP180



Greaseable Bearings (two bearings per housing)



WATER FURROW PLOW SPECS

Model	Toolbar Width	Cutting Width	No. of Discs	Disc Blade Size/Type	Approx. Engine HP Required	Approx. Weight lbs.*
WFP110	110"	Adjustable within 110"	2	22" x ¼" smooth/plain	41-81	626
WFP180	180"	Adjustable within 180"	2	22" x ¼" smooth/plain	41-81	730

*To calculate weight/blade, divide the approximate weight of the model by the number of disc blades. Specifications subject to change without notice.



Adjustable cutting angle with three settings

CONTACT AMCO

TOLL FREE: 800-748-9022

LOCAL: 662-746-4464

FAX: 662-746-6825

WEB: www.amcomfg.com

FACEBOOK: @AMCOManufacturingCo

INSTAGRAM: @amco_manufacturing

X: @amco_mfg

YOUTUBE: @AMCOManufacturing



**FIND AN
AMCO DEALER**

800 S. Industrial Parkway | PO Box 1107 | Yazoo City, MS 39194